



Europäisches Patentamt  
European Patent Office  
Office européen des brevets

Publication number:

**0 145 340**  
**A2**

12

**EUROPEAN PATENT APPLICATION**

21 Application number: 84307974.0

22 Date of filing: 16.11.84

51 Int. Cl.: **C 07 D 471/04, A 61 K 31/47,**  
**C 07 D 215/42**  
**// (C07D471/04, 235:00, 221:00)**

31 Priority: 18.11.83 US 553157  
18.11.83 US 553158

33 Date of publication of application: 19.06.85  
Bulletin 85/25

34 Designated Contracting States: AT BE CH DE FR GB IT  
LI NL SE

71 Applicant: **RIKER LABORATORIES, INC., 3M Center**  
**- 225-1N-07, Saint Paul Minnesota 55144 (US)**

72 Inventor: **Gerster, John F., 2501 Hudson Road P.O.**  
**Box 33427, Saint Paul Minnesota 55133 (US)**

74 Representative: **Baillie, Iain Cameron et al, c/o Ladas &**  
**Parry Isartorplatz 5, D-8000 München 2 (DE)**

36 **1H-Imidazo4,5-clinolines and 1H-Imidazo4,5-clinolin-4-amines.**

37 Classes of substituted 1H-imidazo[4,5-c]quinolines and 1H-imidazo[4,5-c]quinolin-4-amines are disclosed as bronchodilator agents and antiviral agents, respectively. Pharmacological methods of using the compounds as bronchodilators and antiviral agents, pharmaceutical compositions containing the compounds and synthetic intermediates for preparing the compounds are also described.

**EP 0 145 340 A2**

1H-Imidazo[4,5-c]quinolines and  
1H-Imidazo[4,5-c]quinolin-4-amines

Technical Field

5 This invention relates to certain 1H-imidazo-  
[4,5-c]quinoline compounds. Pharmacological methods of using  
such compounds as bronchodilator and/or antiviral agents,  
pharmaceutical compositions containing such compounds and  
intermediates for preparing such compounds are also included  
within the scope of the invention.

10 Background of the Invention

The earliest report of an imidazo[4,5-c]quinoline  
ring system was by Backeberg et al, J. Chem. Soc., 972-977  
(1938). However, his report of 4-methyl-1H-imidazo[4,5-c]-  
quinoline and 2,4-dimethyl-1H-imidazo[4,5-c]quinoline (named  
15 as 2-methylquin(3:4:5':4')iminazole and 2:2'-dimethylquin-  
(3:4:5':4')iminazole) is known to be erroneous in view of  
later work of Koenigs and Freund, Chemische Berichte 80, 143  
(1947).

A further report by Backeberg, J. Chem. Soc.,  
20 1083-1089 (1938) of 2,4-dimethyl-3-phenyl-3H-imidazo[4,5-c]-  
quinoline (named 1'-phenyl-2:2'-dimethylquin(3:4:5':4')-  
iminazole) is also known to be erroneous in view of the above  
work of Koenigs and Freund.

The first reliable report of a 1H-imidazo[4,5-c]-  
25 quinoline is by Bachman et al., J. Org. Chem. 15, 1278-1284  
(1950) who synthesized 1-(6-methoxy-8-quinolinyl)-2-methyl-  
1H-imidazo[4,5-c]quinoline as a possible antimalarial agent.

Surrey et al, J. Am. Chem. Soc. 73, 2413 (1951)  
30 synthesized certain 3-nitro- and 3-amino-4-dialkylamino-  
alkylaminoquinolines as possible antimalarial and  
antibacterial agents.

Jain et al., J. Med. Chem. 11, pp. 87-92, (1968),  
synthesized the compound [2-(4-piperidyl)ethyl]-1H-imidazo-  
[4,5-c]quinoline as a possible anticonvulsant and  
35 cardiovascular agent.

Baranov et al., Chem. Abs. 85, 94362 (1976),  
reported several 2-oxoimidazo[4,5-c]quinolines.

Abbas et al., Monatsh. Chem. 111 (4), pp 963-969  
(1980), reported certain 2H-3-hydroxyimidazo[4,5-c]-  
5 quinolines.

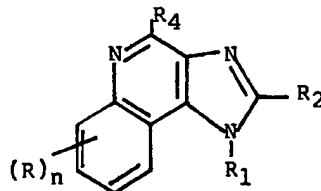
Berenyi et al, J. Heterocyclic Chem. 18, 1537-1540  
(1981), reported certain 2-oxoimidazo[4,5-c]quinolines.

U.S. Patent No. 3,700,674 (Diehl et al.) describes  
10 certain 4-alkylamino-3-nitroquinolines as herbicidal  
compounds.

#### Detailed Description of the Invention

This invention relates to 1H-imidazo[4,5-c]-  
15 quinolines which are useful bronchodilators, and to  
1H-imidazo[4,5-c]quinolin-4-amines which are useful antiviral  
agents. This invention also relates to pharmacological  
methods of using such compounds, pharmaceutical compositions  
containing such compounds and synthetic intermediates for  
20 preparing such compounds.

More specifically, this invention relates to novel  
bronchodilator compounds of Formula I

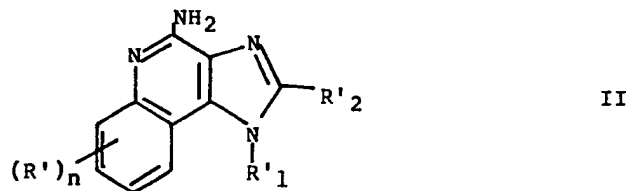


I

25 wherein R<sub>1</sub> is selected from the group consisting of hydrogen,  
alkyl of one to about ten carbon atoms, hydroxyalkyl of one  
30 to about six carbon atoms, benzyl, (phenyl)ethyl and phenyl,  
the benzyl, (phenyl)ethyl or phenyl substituent being  
optionally substituted on the benzene ring by one or two  
moieties independently selected from the group consisting of  
alkyl of one to about four carbon atoms, alkyl alkanoate  
35 wherein the alkyl moiety contains one to about four carbon  
atoms and the alkanoate moiety contains two to about four  
carbon atoms, alkoxy of one to about four carbon atoms and  
halogen, with the proviso that when the benzene ring is

substituted by two of said moieties, then the moieties together contain no more than 6 carbon atoms;  $R_2$  is selected from the group consisting of hydrogen, trifluoromethyl, hydroxyalkyl of one to about six carbon atoms, aminoalkyl of one to about four carbon atoms, alkanamidoalkyl wherein each alkyl radical is one to about four carbon atoms, benzylthio, mercapto, alkylthio of one to about four carbon atoms, and alkyl of one to about eight carbon atoms;  $R_4$  is selected from the group consisting of hydrogen, alkyl of one to about four carbon atoms, alkoxy of one to about four carbon atoms, hydroxy, alkylamino of one to about four carbon atoms, dialkylamino wherein each alkyl radical contains one to about four carbon atoms, phenylthio, alkylthio of one to about four carbon atoms, and morpholino, with the proviso that when  $R_2$  is mercapto, alkylthio or benzylthio,  $R_4$  is hydrogen or alkyl; and each R is independently selected from the group consisting of alkoxy of one to about four carbon atoms, alkyl of one to about four carbon atoms, and halogen, and n is an integer from 0 to 2, with the proviso that when n is 2, then the R substituents together contain no more than 6 carbon atoms; and pharmaceutically acceptable acid addition salts thereof. Some of the compounds of Formula I are also useful antiviral agents.

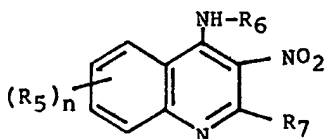
In another aspect, this invention relates to novel compounds of Formula II



wherein  $R'_1$  is selected from the group consisting of alkyl of one to about ten carbon atoms, hydroxyalkyl of one to about six carbon atoms, acyloxyalkyl wherein the acyloxy moiety is alkanoyloxy of two to about four carbon atoms or benzoyloxy, and the alkyl moiety contains one to about six carbon atoms, benzyl, (phenyl)ethyl or phenyl, the benzyl, (phenyl)ethyl or phenyl substituent being optionally

substituted on the benzene ring by one or two moieties independently selected from the group consisting of alkyl of one to about four carbon atoms, alkoxy of one to about four carbon atoms and halogen, with the proviso that if said benzene ring is substituted by two of said moieties, then said moieties together contain no more than 6 carbon atoms; R'<sub>2</sub> is selected from the group consisting of hydrogen and alkyl of one to about eight carbon atoms; and each R' is independently selected from the group consisting of alkoxy of one to about four carbon atoms, alkyl of one to about four carbon atoms, and halogen, and n is an integer from 0 to 2, with the proviso that if n is 2, then said groups together contain no more than 6 carbon atoms; and pharmaceutically acceptable addition salts thereof.

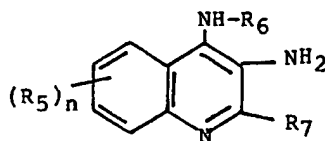
In still another aspect, this invention also relates to novel compounds of the formula



XX

wherein each R<sub>5</sub> is independently selected from the group consisting of alkyl of one to about four carbon atoms, alkoxy of one to about four carbon atoms and halogen, and n is an integer from 0 to 2, with the proviso that when n is 2, then the R<sub>5</sub> substituents together contain no more than 6 carbon atoms; R<sub>6</sub> is selected from the group consisting of hydroxyalkyl of one to about six carbon atoms and cyclohexylmethyl; and R<sub>7</sub> is selected from the group consisting of alkyl of one to about four carbon atoms and hydrogen.

In still another aspect, this invention relates to novel compounds of the formula

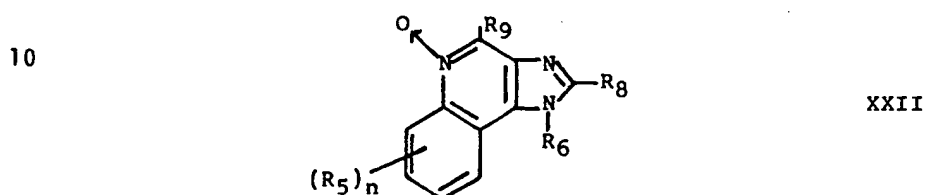


XXI

wherein each R<sub>5</sub> is independently selected from the group consisting of alkyl of one to about four carbon atoms, alkoxy of one to about four carbon atoms and halogen, and n

is an integer from 0 to 2, with the proviso that when n is 2, then the R<sub>5</sub> substituents together contain no more than 6 carbon atoms; R<sub>6</sub> is selected from the group consisting of hydroxyalkyl of one to about six carbon atoms and cyclohexylmethyl; and R<sub>7</sub> is selected from the group consisting of alkyl of one to about four carbon atoms and hydrogen.

In still another aspect, this invention relates to novel compounds of the formula



15 wherein R<sub>6</sub> is selected from the group consisting of alkyl of one to about ten carbon atoms, hydroxyalkyl of one to about six carbon atoms, acyloxyalkyl wherein the acyloxy moiety is alkanoyloxy of two to about four carbon atoms or benzoyloxy, and the alkyl moiety contains one to about six carbon atoms, benzyl, (phenyl)ethyl and phenyl, the benzyl, (phenyl)ethyl or phenyl substituent being optionally substituted on the benzene ring by one or two moieties independently selected from the group consisting of alkyl of one to about four carbon atoms, alkyl alkanoate wherein the alkyl moiety contains one to about four carbon atoms and the alkanoate moiety contains two to about four carbon atoms, alkoxy of one to about four carbon atoms and halogen, with the proviso that if the benzene ring is substituted by two of said moieties, then said moieties together contain no more than 6 carbon atoms; R<sub>8</sub> is selected from the group consisting of hydrogen, trifluoromethyl, hydroxyalkyl of one to about six carbon atoms, aminoalkyl of one to about four carbon atoms, alkyl of one to about eight carbon atoms and alkanamidoalkyl wherein each alkyl radical is one to about four carbon atoms; R<sub>9</sub> is hydrogen or methyl; and each R<sub>5</sub> is independently selected from the group consisting of halogen, alkoxy of one to about four carbon atoms, and alkyl of one to about four carbon atoms, and n is an integer from 0 to 2,

20

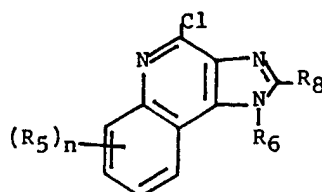
25

30

35

with the proviso that if  $n$  is 2, then the  $R_5$  substituents together contain no more than 6 carbon atoms.

In still another aspect, this invention relates to novel compounds of the formula



XXIII

15 wherein  $R_6$  is selected from the group consisting of hydrogen, alkyl of one to about ten carbon atoms, hydroxyalkyl of one to about six carbon atoms, acyloxyalkyl wherein the acyloxy moiety is alkanoyloxy of two to about four carbon atoms or benzoyloxy, and the alkyl moiety contains one to about six carbon atoms, benzyl, (phenyl)ethyl and phenyl, the benzyl, (phenyl)ethyl, or phenyl substituent being optionally substituted on the benzene ring by one or two moieties independently selected from the group consisting of alkyl of one to about four carbon atoms, alkyl alkanoate wherein the alkyl moiety contains one to about four carbon atoms and the alkanoate moiety contains two to about four carbon atoms, alkoxy of one to about four carbon atoms, and halogen, with the proviso that if the benzene ring is substituted by two of said moieties, then said moieties together contain no more than 6 carbon atoms;  $R_8$  is selected from the group consisting of hydrogen, trifluoromethyl, hydroxyalkyl of one to about six carbon atoms, aminoalkyl of one to about four carbon atoms, alkanamidoalkyl wherein each alkyl radical is one to about four carbon atoms, and alkyl of one to about eight carbon atoms; and each  $R_5$  is independently selected from the group consisting of halogen, alkoxy of one to about four carbon atoms, and alkyl of one to about four carbon atoms, and  $n$  is an integer from 0 to 2, with the proviso that if  $n$  is 2, then the  $R_5$  substituents together contain no more than 6 carbon atoms.

20

25

30

35

The compounds of Formula XX, XXI, XXII and XXIII are useful intermediates in the preparation of the compounds

of Formula I and of some of the compounds of Formula II.

Some of the compounds of Formula I are aryl or alkyl amines and those that are may be used in the form of acid addition salts such as hydrochlorides, dihydrogen sulfates, trihydrogen phosphates, hydrogen nitrates, methane sulfonates and salts of other pharmaceutically acceptable acids. All of the compounds of Formula II may be used in the form of such acid addition salts. Pharmaceutically acceptable acid-addition salts of compounds of Formula I and II are generally prepared by reaction of the respective compound with an equimolar amount of a relatively strong acid, preferably an inorganic acid such as hydrochloric, sulfuric or phosphoric acid or an organic acid such as methanesulfonic acid in a polar solvent. Isolation of the salt is facilitated by the addition of a solvent in which the salt is insoluble, an example of such a solvent being diethyl ether.

Generally, alkyl moieties which may be contained in the compounds of the invention may be straight or branched-chain or cyclic.

$R_1$  (Formula I),  $R'_1$  (Formula II) and  $R_6$  (Formulas XX, XXI, XXII and XXIII) substituents which are alkyl preferably contain one to about eight carbon atoms, and more preferably contain about four to about six carbon atoms.

$R_2$  (Formula I),  $R'_2$  (Formula II) and  $R_8$  (Formulas XXII and XXIII) substituents which are alkyl preferably contain one to about four carbon atoms.

Hydroxyalkyl substituents which may be contained in the compounds of the invention preferably contain one to about four carbon atoms.

The remaining substituents which may be contained in the compounds of the invention and contain an alkyl radical such as the substituents alkoxy, aminoalkyl, alkylthio, alkylamino, dialkylamino and alkyl (other than  $R_1$ ,  $R'_1$ ,  $R_6$ ,  $R_2$ ,  $R'_2$  and/or  $R_8$  as alkyl) preferably contain one or two carbon atoms in each alkyl radical.

The preferred cyclic alkyl moieties contain six or seven carbon atoms.

The halogen substituents which may be contained in



the compounds of the instant invention are selected from fluorine, chlorine and bromine. Preferred halogen substituents are fluorine and chlorine.

5 It is preferred that  $n$  of Formulas I, II, XX, XXI, XXII and XXIII be zero or one. It is most preferred that  $n$  of Formulas I, II, XX, XXI, XXII and XXIII be zero.

10 If  $R_1$  of Formula I or  $R'_1$  of Formula II, or  $R_6$  of Formula XXII or XXIII is substituted benzyl, (phenyl)ethyl or phenyl, it is preferred that the benzene ring be mono-substituted. It is most preferred that the benzyl, (phenyl)ethyl or phenyl substituent be unsubstituted. As used in the instant specification and claims, "(phenyl)ethyl" denotes 1-(phenyl)ethyl or 2-(phenyl)ethyl.

15 It is presently preferred that  $R_1$  of Formula I and  $R'_1$  of Formula II be alkyl, benzyl, (phenyl)ethyl, cyclohexylmethyl or hydroxyalkyl. When  $R_1$  of Formula I or  $R'_1$  of Formula II is cyclic alkyl, it is preferably cyclohexylmethyl.

20 When  $R_1$  of Formula I and  $R'_1$  of Formula II are hydroxyalkyl, the compounds of the invention may contain from one to three hydroxy substituents. Preferred hydroxyalkyl groups contain one or two hydroxy substituents.

Presently preferred bronchodilator compounds of Formula I are:

25 1,8-dimethyl-2-hydroxymethyl-1H-imidazo[4,5-c]quinoline,  
1,8-dimethyl-2-trifluoromethyl-1H-imidazo[4,5-c]quinoline,  
1-methyl-4-methoxy-1H-imidazo[4,5-c]quinoline,  
1-isobutyl-8-methyl-1H-imidazo[4,5-c]quinoline,  
1-ethyl-2-methyl-1H-imidazo[4,5-c]quinoline,  
1-ethyl-1H-imidazo[4,5-c]quinoline,  
30 1-phenyl-1H-imidazo[4,5-c]quinoline,  
1-(4-fluorophenyl)-1H-imidazo[4,5-c]quinoline, and  
1-isobutyl-1H-imidazo[4,5-c]quinolin-4-ol.

Presently preferred antiviral compounds of Formula II are:

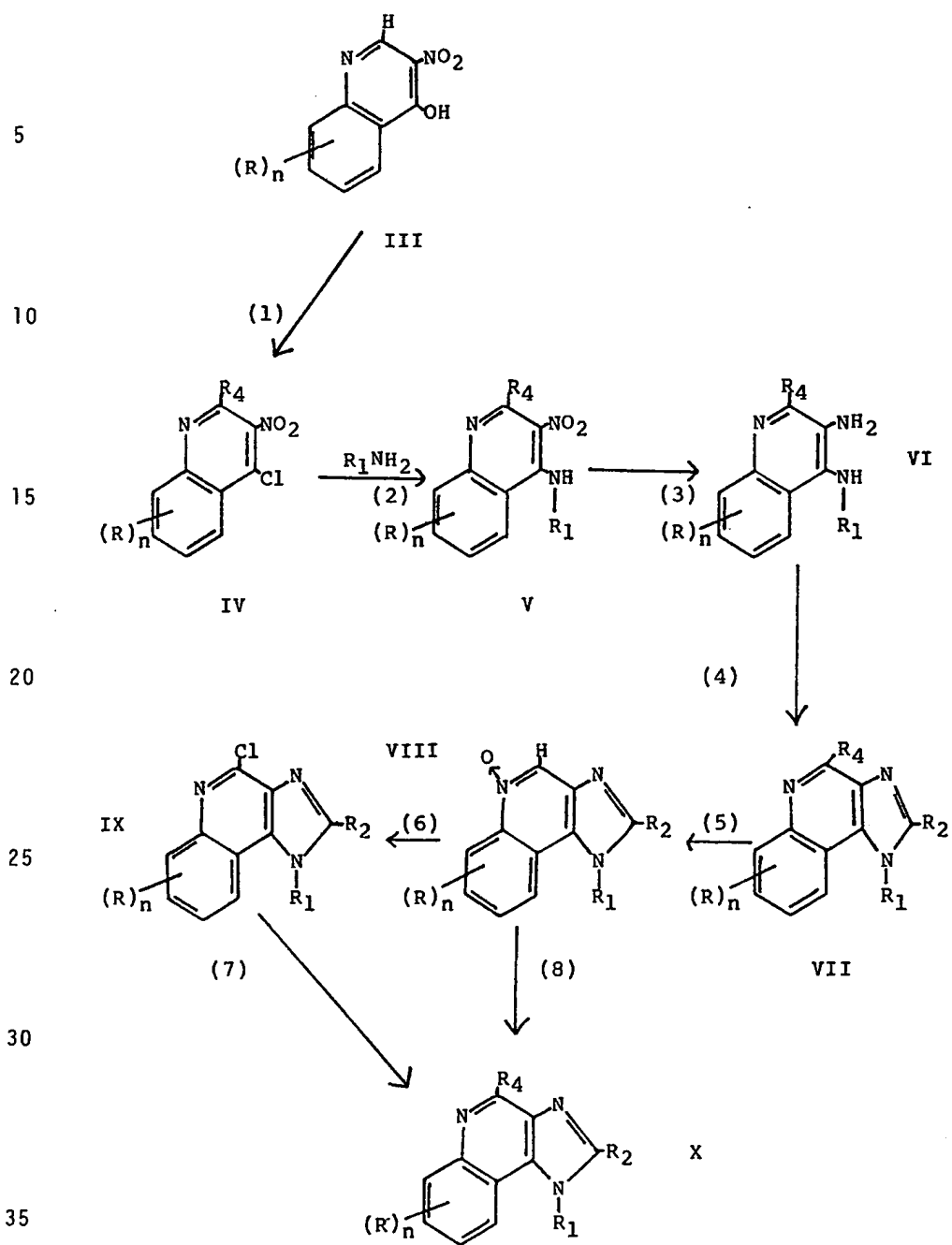
35 1-methyl-1H-imidazo[4,5-c]quinolin-4-amine,  
1,2,8-trimethyl-1H-imidazo[4,5-c]quinolin-4-amine,  
1-(2-hydroxyethyl)-1H-imidazo[4,5-c]quinolin-4-amine,  
1-benzyl-1H-imidazo[4,5-c]quinolin-4-amine,  
1,2-dimethyl-1H-imidazo[4,5-c]quinolin-4-amine,

1-benzyl-2-methyl-1H-imidazo[4,5-c]quinolin-4-amine,  
1,8-dimethyl-1H-imidazo[4,5-c]quinolin-4-amine,  
1-cyclohexylmethyl-1H-imidazo[4,5-c]quinolin-4-amine,  
1-(2,3-dihydroxypropyl)-1H-imidazo[4,5-c]quinolin-4-amine,  
5 1-isobutyl-1H-imidazo[4,5-c]quinolin-4-amine,  
1-n-hexyl-2-methyl-1H-imidazo[4,5-c]quinolin-4-amine, and  
1-n-hexyl-1H-imidazo[4,5-c]quinolin-4-amine.

The presently most preferred compounds of Formula  
II are the last three mentioned above.

10 It is further noted that compounds of Formula II  
are preferred antiviral agents over those compounds of  
Formula I which exhibit antiviral activity.

Compounds of the invention of Formula I wherein  $R_1$ ,  
 $R_2$ , R and n are as defined above, and  $R_4$  is hydrogen or alkyl  
15 are prepared as described in the first three steps of the  
Reaction Scheme A below. Compounds of the invention of  
Formula I wherein  $R_1$ ,  $R_2$ , R and n are as defined above, and  
 $R_4$  is alkoxy, alkylamino, dialkylamino, phenylthio,  
alkylthio, morpholino or hydroxy are prepared by further  
20 reaction of intermediates of Formula VIII or IX as shown in  
the latter steps of the Reaction Scheme below.

Reaction Scheme A

Many quinolines of Formula IV are known compounds (see, e.g., U.S. Patent 3,700,674 and references described therein). Those which are not may be prepared by known methods, for example, from 4-hydroxy-3-nitroquinolines as illustrated in step (1) of the Reaction Scheme. Step (1) may be conducted by reacting the 4-hydroxy-3-nitroquinoline of Formula III with phosphorus oxychloride. The reaction is preferably conducted in N,N-dimethylformamide and is accompanied by heating. A large molar excess of phosphorus oxychloride is preferably avoided. Employment of about a 1-2 molar ratio of phosphorus oxychloride to the 4-hydroxy-3-nitroquinoline has been found to be particularly suitable. Some compounds of Formula V are known such as those wherein R<sub>1</sub> is optionally substituted (phenyl)ethyl, 6-methoxy-8-quinolinyl, dialkylaminoalkyl, and phenyl. However, compounds of Formula V wherein R<sub>1</sub> is cyclohexylmethyl or hydroxyalkyl are novel.

In step (2), an optionally substituted 3-nitro-4-chloroquinoline of Formula IV wherein R<sub>4</sub> is hydrogen or alkyl is reacted by heating with an amine of the formula R<sub>1</sub>NH<sub>2</sub> in a suitable solvent such as water or tetrahydrofuran to provide a quinoline of Formula V wherein R<sub>4</sub> is hydrogen or alkyl.

Steps (1) and (2) may be combined such that the 3-nitro-4-chloroquinoline need not be isolated prior to reaction with the amine. Such a reaction is exemplified in Example 168 and Example 249 (Step A) below.

Compounds of Formula V are catalytically reduced in step (3) using a platinum catalyst such as platinum on charcoal to provide compounds of Formula VI wherein R<sub>4</sub> is hydrogen or alkyl. The reduction is conveniently carried out on a Parr apparatus in a non-reactive solvent such as toluene or a lower alkanol. Compounds of Formula VI wherein R<sub>1</sub> is cyclohexylmethyl or hydroxyalkyl are novel.

In step (4) the intermediate compounds of Formula VI are reacted with a dialkoxyalkyl alkanoate such as diethoxymethyl acetate, or a carboxylic acid which can introduce the desired R<sub>2</sub> group, or a trialkyl ortho ester

of the formula  $R_2C(Oalkyl)_3$ , wherein "alkyl" is an alkyl group containing 1 to about 4 carbon atoms, or the combination of such a trialkyl ortho ester and such a carboxylic acid to provide a novel compound of Formula VII, which is a  
5 subgroup of the compounds of Formula I wherein  $R_4$  is hydrogen or alkyl. The reaction of step (4) is carried out by heating, e.g., at about 130°C, in the presence of an acid, preferably an alkanolic acid having one more carbon atom than  $R_2$ . Suitable acids also include haloalkanoic  
10 acids, aminoalkanoic acids, hydroxyalkanoic acids and the like. Carbon disulfide may also be used in the presence of strong base to provide compounds wherein  $R_2$  is -SH. The compounds of Formula VII are active as bronchodilators. In addition, compounds of Formula VII wherein  $R_4$  is hydrogen  
15 are particularly useful as intermediates to provide other compounds of Formula I as described below.

When  $R_4$  is H, step (5) provides a novel intermediate of Formula VIII through oxidation of the compound of Formula VII with a typical oxidizing agent used  
20 to form N-oxides. Suitable oxidizing agents include peracids and hydrogen peroxide. The oxidation reaction is preferably conducted in glacial acetic acid. Heating is generally employed to accelerate the rate of reaction.

Steps (4) and (5) may be combined such that the  
25 compound of Formula VII need not be isolated prior to reaction with the oxidizing agent. Such a reaction is exemplified in Example 249 (Step C) below.

In step (6) the N-oxide of Formula VIII is converted to the 4-chloro intermediate of Formula IX by  
30 heating in the presence of a suitable chlorinating agent such as phosphorus oxychloride or thionyl chloride. Phosphorus oxychloride is the preferred chlorinating agent and it is preferred that it be used in combination with N,N-dimethylformamide as the solvent.

35 In step (7) the 4-chloro group of the compound of Formula IX is replaced with alkoxy, alkylamino, dialkylamino, phenylthio, alkylthio, or morpholino by

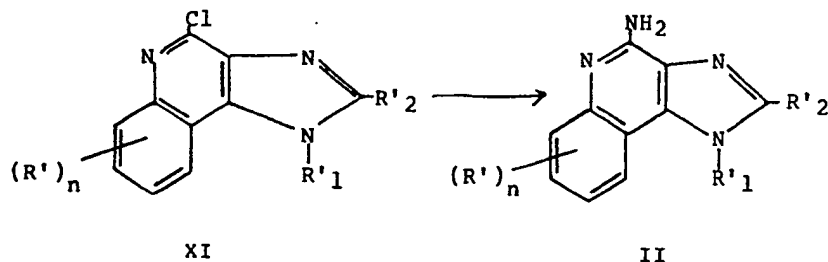
reacting the compound of Formula IX with an alkoxide, an  
alkylamine, a dialkylamine, phenylthiol, an alkanethiol, or  
morpholine, respectively to provide a compound of the  
invention of Formula X. The reaction is carried out by  
5 heating the reactants, generally at reflux, in an inert  
solvent. In order to prepare compounds of Formula X  
wherein  $R_4$  is  $-OH$ , an intermediate of Formula VIII is  
heated with acetic anhydride as shown in step (8).

10 Compounds of Formula I of the invention wherein  
 $R_2$  is alkanamidoalkyl are prepared by acylation of  
compounds wherein  $R_2$  is aminoalkyl. Compounds of Formula I  
of the invention wherein  $R_2$  is alkythio or benzylthio are  
prepared by alkylation or benzylation of the corresponding  
mercapto compound.

15 For compounds wherein  $R_1$  of Formula I is  
hydroxyalkyl, the synthesis illustrated in the Reaction  
Scheme A above is preferably modified. Specifically, it is  
generally necessary to first block or protect the hydroxy  
group with an acyloxy group such as alkanoyloxy or  
20 benzoyloxy for step(s) (5) and/or (6) and/or (7), and to  
then remove the blocking group. Such blocking reactions  
are exemplified in Examples 119-122, 124-127 and 134 below.

25 The compounds of Formula II of the invention are  
prepared as described in the Reaction Scheme B illustrated  
below, wherein  $R'$ ,  $R'_1$ ,  $R'_2$  and  $n$  are as defined above.

Reaction Scheme B



In Reaction Scheme B, the 4-chloro group of a compound of Formula XI is replaced by a 4-amino group to provide a compound of Formula II. Preparation of compounds of Formula XI has already been described above in connection with step (6) of Reaction Scheme A (wherein compounds of Formula VIII are reacted to provide compounds of Formula IX). The reaction of Reaction Scheme B is carried out in the presence of ammonium hydroxide or, preferably, ammonia. The intermediate of Formula XI is generally heated at 125 to 175°C under pressure for 8-24 hours. It is preferred that the reaction be conducted in a sealed reactor in the presence of either ammonium hydroxide or a solution of ammonia in an alkanol, such as, 15% ammonia in methanol.

For compounds of Formula II wherein R'<sub>1</sub> is hydroxyalkyl, the blocking reactions discussed above in connection with Reaction Scheme A may be employed to provide a compound of Formula XI wherein R'<sub>1</sub> is a protected hydroxyalkyl group. Reaction with ammonia as described in Example 191 then provides a compound of Formula II.

The bronchodilator activity of the compounds of Formula I was assessed by the measurement of effects on isolated tracheal spirals. This is a well-known and conventional test method. The in vitro bronchodilator activity was determined as follows: Female guinea pigs were sacrificed, and each trachea removed and cut into a spiral strip. This strip was mounted in a constant temperature (37°C) muscle bath having a volume of approximately 15 ml. The bathing medium was Krebs-Henseleit solution. Movement of the tracheal strip was measured by means of an isometric transducer connected to an electric recorder. The bath was aerated with a mixture of 95% carbon dioxide and 5% oxygen. Contractions were induced in the strips by the addition of a suitable amount of histamine, acetylcholine or barium chloride. The amount of a given compound of Formula I (measured in µg/ml) required to provide greater than 75% relaxation of the drug induced

contraction is considered an effective concentration. For comparison, a well known standard bronchodilator, aminophylline, requires concentrations of 50  $\mu$ g/ml versus histamine, 100  $\mu$ g/ml versus acetylcholine and 10  $\mu$ g/ml versus barium chloride to provide greater than 75% relaxation of the drug induced contraction.

The compounds of Formula I may be administered to mammals in order to obtain bronchodilation. The compounds may be administered orally, parenterally or by inhalation. The usual effective dose will be 0.1 to 50 mg/kg of body weight. Preferably, they are administered orally.

The compounds of Formula I, or their pharmaceutically acceptable acid-addition salts, can be combined with conventional pharmaceutically-acceptable diluents and carriers to form such dosage forms as tablets, capsules, suspensions, solutions, suppositories and the like to provide useful bronchodilator compositions.

The pharmaceutical carrier employed may be, for example, either a solid or liquid. Examples of solid carriers are lactose, terra alba, sucrose, talc, gelatin, agar, pectin, acacia, magnesium stearate, stearic acid, and the like. Liquid carriers include syrup, peanut oil, olive oil, water and the like. Similarly, the carrier or diluent can include a time delay material well known to the art, such as glyceryl monostearate or glyceryl distearate, these being employed alone or, for example, in combination with a wax.

Some of the compounds of Formula I also have antiviral activity including:

1,8-dimethyl-8-fluoro-1H-imidazo[4,5-c]quinoline,  
1-methyl-4-(4-morpholino)-1H-imidazo[4,5-c]quinoline,  
1,8-dimethyl-1H-imidazo[4,5-c]quinoline,  
1,8-dimethyl-2-hydroxymethyl-1H-imidazo[4,5-c]quinoline,  
1-methyl-4-methoxy-1H-imidazo[4,5-c]quinoline,  
2-(3-aminopropyl)-1,8-dimethyl-1H-imidazo[4,5-c]quinoline,  
N-(n-butyl)-1-methyl-1H-imidazo[4,5-c]quinolin-4-amine,



1-(2,3-dihydroxypropyl)-N-methyl-1H-imidazo[4,5-c]quinolin-4-amine,  
1-ethyl-2-methyl-1H-imidazo[4,5-c]quinoline,  
2-benzylthio-1-methyl-1H-[4,5-c]quinoline,  
5 1-isobutyl-2-mercapto-1H-imidazo[4,5-c]quinoline,  
1-(2,3-dihydroxypropyl)-4-methoxy-1H-imidazo[4,5-c]quinoline,  
and  
4-chloro-1-(4-methoxyphenyl)-1H-imidazo[4,5-c]quinoline.

The preferred antiviral compounds of Formula I are:

10 1,2-dimethyl-1H-imidazo[4,5-c]quinoline,  
1-benzyl-2-methyl-1H-imidazo[4,5-c]quinoline, and  
1,2,8-trimethyl-1H-imidazo[4,5-c]quinoline.

The antiviral activity of such compounds of Formula I and the compounds of Formula II is preferably  
15 demonstrated using the method described generally by Kern, et al., Antimicrob. Agents Chemother. 14, 817-823 (1978).

This method uses female guinea pigs of 200 to 300 grams in weight, preferably 200 to 250 grams in weight. The preferred strain of pigs is Hartley. The pigs are  
20 anesthetized with pentobarbital or methoxyflurane, and are then infected with about  $10^5$  plaque forming units of Type II Herpes simplex virus type intravaginally using a cotton swab. Type I Herpes simplex virus may also be used in this  
25 screening method. Drugs are prepared in saline or in water using a surfactant such as "Tween 80" (a polyoxyethylene sorbitan monooleate commercially available from Emulsion Engineering, Inc., Elk Grove Village, Illinois). Alternatively, the compounds of formula I and II may be formulated  
30 in "PEG 400" (a polyethylene of average molecular weight of about 400, commercially available from Union Carbide Corporation) or in a polyethylene glycol cream. The drugs are applied intravaginally, for example, twice daily for a predetermined number of days, for example, five days. Application is initiated at a predetermined interval after  
35 infection such as one hour after infection. Virus replication can be monitored by determining the amount of virus recovered with vaginal swabs taken, for example, on

5 days 1, 2, 3, 5 or 7 after infection. Virus is eluted from the swab in 1 ml of cell growth medium (Medium 199, Gibco Laboratories, Grand Island, New York) and virus titer is determined using cell monolayers. External lesions are scored daily for 10 days using the following scale: zero, no lesion; 1, redness or swelling; 2, a few small vesicles; 3, several large vesicles; 4, large ulcers and necrosis; 5, paralysis. Percent inhibition of lesion development is determined by comparing untreated, but infected control animals and drug treated animals. Comparison with known drugs such as phosphonacetic acid and acyclovir may also be undertaken.

10 In the antiviral method of the invention, active compounds of Formula I and Formula II are used to control Type I or Type II Herpes simplex virus by applying to a population thereof an amount of a compound sufficient to attain said control.

15 The method of the invention is preferably used in vivo for treating infections caused by the viruses, especially in mammals. By "active" virus is meant non-dormant virus. The method is generally effective when a compound of the invention or its formulation is administered topically (e.g., intravaginally or on the skin), for example, to a genital herpes infection. With some compounds of Formula I and 20 Formula II, a genital herpes infection may also be treated by oral administration. For example, the compounds of Formula II described in Examples 175, 176, and 189, may be used to treat a genital herpes infection by oral administration. Compounds of Formula II are also generally active 25 against herpes infections by intraperitoneal administration. However, the preferred route of administration of the compounds of Formulas I and II is topical.

30 The antiviral compounds of Formula I and Formula II are formulated for the various routes of administration in known, pharmaceutically acceptable vehicles such as water or polyethylene glycol, generally, the compound of Formula I or Formula II being present in an amount of less 35

than about 10% by weight, and preferably about 0.1-5% by weight. Such compounds of Formula I and Formula II are preferably administered in water with either a surfactant such as "Tween 80" discussed above or cellulose. A 5% concentration of the surfactant has been found to be generally useful in topical, oral and intraperitoneal formulations. The presently preferred antiviral formulation for topical administration is a cream containing 1% by weight of the preferred antiviral compound 1-isobutyl-1H-imidazo[4,5-c]quinolin-4-amine in micronized form (i.e., an average particle size of about 1-2 microns in diameter); 0.2% by weight of methyl paraben; 0.02% propyl paraben; 5% by weight of "Avicel CL-611" (a colloidal form of microcrystalline cellulose which has been coprocessed with sodium carboxymethyl cellulose; available from FMC Corporation, Philadelphia, Pennsylvania); and 93.78% by weight of water. The formulation is prepared by dry-mixing the antiviral compound with the "Avicel CL-611", and then combining that mixture with a solution containing the methyl paraben and propyl paraben in the water.

The following examples are provided to illustrate the invention and are not intended to be limiting thereof.

Example 1. Preparation of a Compound of Formula V

To a stirred solution of 50.0g (0.24 mole) of 4-chloro-3-nitroquinoline in 300 ml of tetrahydrofuran was added, in small portions, 52.7g (0.72 mole) of isobutylamine. The mixture was heated at its reflux temperature for one hour and was then evaporated in vacuo. Water was added to the residue, and the solid was separated by filtration. The solid was suspended in one liter of water, and was dissolved by the gradual addition of concentrated hydrochloric acid (to pH 3 to 4) followed by filtration of the solution. The filtrate was basified (to pH 9 to 10) by the addition of concentrated ammonium hydroxide to provide bright yellow 4-(isobutyl-amino)-3-nitroquinoline, m.p. 119-121°C. The structural assignment was supported by infrared spectral analysis.

Example 2. Alternative Preparation of a Compound of  
Formula V

To a stirred solution of 40% aqueous methylamine  
was added, in small portions, 30.0g (0.144 mole) of  
5 4-chloro-3-nitroquinoline. The reaction mixture was then  
heated at its reflux temperature for about 0.75 hour.  
After cooling, the mixture was poured in 300 ml of water.  
The solid was separated by filtration, and was then  
suspended in 300 ml of water. Acidification with 6N  
10 hydrochloric acid to pH 3 to 4 effected dissolution of most  
of the solid. Filtration was followed by basification of  
the filtrate with concentrated ammonium hydroxide to pH 8  
to 10 to provide a yellow precipitate. The solid was  
separated by filtration, washed with water, and  
15 recrystallized from ethanol to provide yellow  
4-methylamino-3-nitroquinoline, m.p. 168-170°C. Analysis:  
Calculated for  $C_{10}H_9N_3O_2$ : %C, 59.1; %H, 4.5; %N, 20.7;  
Found: %C, 59.0; %H, 4.2; %N, 20.8.

Using the methods of Examples 1 and 2, and  
20 starting with the indicated substituted quinolines and  
primary amines, the following compounds of Formula V were  
prepared (Table I):

Table I

	Quinoline		
Ex. No.	Starting Material of Formula IV	Primary Amine Starting Material	Intermediate of Formula V (m.p. in °C)
5	3 4,6-dichloro-3-nitroquinoline	methylamine	6-chloro-4-methylamino-3-nitroquinoline (not taken)
10	4 4-chloro-3-nitroquinoline	ethanolamine	4-(2-hydroxyethylamino)-3-nitroquinoline (204-207)
15	5 4-chloro-3-nitroquinoline	2,3-dihydroxypropylamine	4-(2,3-dihydroxypropylamino)-3-nitroquinoline (209-211)
	6 4-chloro-3-nitroquinoline	ethylamine	4-ethylamino-3-nitroquinoline (145-148)
20	7 4-chloro-6-methyl-3-nitroquinoline	methylamine	6-methyl-4-methylamino-3-nitroquinoline (168-171)
25	8 4-chloro-6-methyl-3-nitroquinoline	isobutylamine	4-isobutylamino-6-methyl-3-nitroquinoline (108-110)
30	9 4-chloro-6-fluoro-3-nitroquinoline	methylamine	6-fluoro-4-methylamino-3-nitroquinoline (198-202)
35	10 4,7-dichloro-3-nitroquinoline	isobutylamine	7-chloro-4-isobutylamino-3-nitroquinoline (not taken)
	11 4-chloro-3-nitroquinoline	aniline	3-nitro-4-phenylaminoquinoline (129-132)

	12	4-chloro-3-nitro-quinoline	4-methoxyaniline	4-(4-methoxyphenylamino)-3-nitroquinoline (136-138)
5	13	4-chloro-3-nitro-quinoline	4-fluoroaniline	4-(4-fluorophenylamino)-3-nitroquinoline (147-151)
	14	4-chloro-3-nitro-quinoline	ammonia	4-amino-3-nitroquinoline (263-265)
10	15	4-chloro-3-nitro-quinoline	n-butylamine	4-(n-butylamino)-3-nitroquinoline (81-83)
15	16	4-chloro-3-nitro-quinoline	3-hydroxypropylamine	4-(3-hydroxypropylamino)-3-nitroquinoline (159-162)
20	17	4-chloro-6-fluoro-2-methyl-3-nitro-quinoline	2,3-dihydroxypropylamine	4-(2,3-dihydroxypropylamino)-6-fluoro-2-methyl-3-nitroquinoline (187-189)
25	18	4-chloro-6-fluoro-2-methyl-3-nitro-quinoline	ammonia	4-amino-6-fluoro-2-methyl-3-nitroquinoline (143-158)
	19	4-chloro-6-fluoro-2-methyl-3-nitro-quinoline	methylamine	6-fluoro-2-methyl-4-methylamino-3-nitro-quinoline (182-184)
30	20	4-chloro-6-fluoro-2-methyl-3-nitro-quinoline	benzylamine	4-benzylamino-6-fluoro-2-methyl-3-nitroquinoline (171-174)
35	21	4-chloro-3-nitro-quinoline	2-(N,N-dimethylamino)ethylamine	4-[2-(N,N-dimethylamino)ethylamino]-3-nitroquinoline (124-145)

5	22	4-chloro-3-nitro-quinoline	ethyl 4-amino-phenylacetate	ethyl 4-(3'-nitro-4'-quinolinyl)-aminophenylacetate (104-106)
10	23	4-chloro-3-nitro-quinoline	4-chlorobenzylamine	4-(4-chlorobenzyl-amino)-3-nitroquinoline (not taken)
15	24	4-chloro-3-nitro-quinoline	2-methoxyethylamine	4-(2-methoxyethylamino)-3-nitroquinoline (115-118)
20	25	4-chloro-6-methyl-3-nitroquinoline	n-butylamine	4-(n-butylamino)-6-methyl-3-nitroquinoline (not taken)

Example 26. Preparation of a Compound of Formula VI

To a solution of 57.3g (0.23 mole) of 4-(isobutylamino)-3-nitroquinoline (from Example 1) in 600 ml of ethanol was added about 2g of platinum on charcoal, and the resulting mixture was hydrogenated on a Parr apparatus for three hours. Filtration followed by evaporation in vacuo provided a residue which gradually solidified to yellow solid 3-amino-4-(isobutylamino)-quinoline.

Using the method of Example 26, and starting with the indicated intermediates of Formula V, the intermediates of Formula VI shown in Table II were prepared. In those cases where the hydrochloride is listed, it was obtained by first bubbling hydrogen chloride through an ethanol solution of the free amine and then separating the solid product by filtration.

Table II

	Ex. No.	Intermediate of Formula V (Example No.)	Intermediate of Formula VI (m.p. in °C)
5	27	2	3-amino-4-(methylamino)quinoline hydrochloride (294-296)
	28	3	3-amino-6-chloro-4-(methylamino)-quinoline (not taken)
10	29	4	3-amino-4-(2-hydroxyethylamino)-quinoline dihydrochloride (282-283)
15	30	5	3-amino-4-(2,3-dihydroxypropylamino)quinoline hydrochloride (201-204)
20	31	6	3-amino-4-(ethylamino)quinoline hydrochloride (226-229)
	32	7	3-amino-6-methyl-4-(methylamino)-quinoline hydrochloride (>300)
25	33	8	3-amino-4-isobutylamino-6-methyl-quinoline (not taken)
	34	9	3-amino-6-fluoro-4-(methylamino)-quinoline (not taken)
30	35	10	3-amino-7-chloro-4-(isobutylamino)-quinoline (not taken)
35	36	11	3-amino-4-phenylaminoquinoline (not taken)



	37	12	3-amino-4-(4-methoxyphenylamino)-quinoline (not taken)
5	38	13	3-amino-4-(4-fluorophenylamino)-quinoline (not taken)
	39	14	3,4-diaminoquinoline (170-174)
10	40	15	3-amino-4-(n-butylamino)quinoline (80-83)
	41	16	3-amino-4-(3-hydroxypropylamino)-quinoline (not taken)
15	42	17	3-amino-4-(2,3-dihydroxypropylamino)-6-fluoro-2-methylquinoline (tan solid) (not taken)
20	43	18	3,4-diamino-6-fluoro-2-methylquinoline (not taken)
	44	19	3-amino-6-fluoro-2-methyl-4-methylaminoquinoline (123-131)
25	45	20	3-amino-4-benzylamino-6-fluoro-2-methylquinoline (not taken)
	46	21	3-amino-4-[2-(N,N-dimethylamino)ethylamino]quinoline (not taken)
30	47	22	ethyl 4-(3-amino-4-quinolinyl)-aminophenylacetate (not taken)
35	48	23	3-amino-4-(4-chlorobenzylamino)-quinoline (not taken)

Example 49. Preparation of a Compound of Formula VII

Crude 3-amino-4-(methylamino)quinoline (0.207 mole) obtained by the method of Example 26 was mixed with 500 ml of glacial acetic acid and 76 ml of triethyl orthoacetate, and the resulting mixture was heated at reflux for two hours. Evaporation provided a residue which was dissolved in 800 ml of water. The solution was basified with concentrated ammonium hydroxide. The solid was separated by filtration and washed with water to provide 1,2-dimethyl-1H-imidazo[4,5-c]quinoline. When a sample of this product was recrystallized from diethyl ether, it had a melting point of 194-196°C. Analysis: Calculated for  $C_{12}H_{11}N_3$ : %C, 73.1; %H, 5.6; %N, 21.3; Found: %C, 73.4; %H, 5.7; %N, 21.5.

Using the method of Example 49, and starting with the indicated intermediates, carboxylic acids and trialkyl orthoesters, the compounds of Formula VII shown in Table III were prepared.

Table III

	Intermediate	Ortho Ester;	
Ex. No.	of Formula VI	Carboxylic	Compound of
No.	(Example No.)	Acid	Formula VII (m.p. in °C)
5	50	26	triethyl 1-isobutyl-1H-imidazo[4,5-c]quinoline orthoformate; (92-95) formic acid
10	51	28	triethyl 8-chloro-1,2-dimethyl-1H-imidazo[4,5-c]quinoline (not taken) orthoacetate; acetic acid
15	52	29	triethyl 1-(2-hydroxyethyl)-1H-imidazo[4,5-c]-quinoline (170-172) orthoformate; formic acid
20	53	30	triethyl 1-(2,3-dihydroxypropyl)-2-methyl-1H-imidazo[4,5-c]quinoline (232-234) orthoacetate; acetic acid
25	54	31	triethyl 1-ethyl-2-methyl-1H-imidazo[4,5-c]-quinoline (126-129) orthoacetate; acetic acid
30	55	32	triethyl 1,8-dimethyl-1H-imidazo[4,5-c]-quinoline hydrate (180-184) orthoformate; formic acid
35	56	32	triethyl 1,2,8-trimethyl-1H-imidazo[4,5-c]-quinoline (220-221) orthoacetate; acetic acid
	57	31	triethyl 1-ethyl-1H-imidazo[4,5-c]quinoline (80-82) orthoformate; formic acid

58	33	triethyl 1-isobutyl-8-methyl-1H-imidazo[4,5-orthoformate; c]quinoline (160-163) formic acid
5	59	34 triethyl 8-fluoro-1-methyl-1H-imidazo[4,5-c]-orthoformate; quinoline hydrate (201-205) formic acid
10	60	35 triethyl 7-chloro-1-isobutyl-1H-imidazo[4,5-c]-orthoformate; quinoline (not taken) formic acid
15	61	36 triethyl 1-phenyl-1H-imidazo[4,5-c]quinoline orthoformate; (137-139) formic acid
20	62	37 triethyl 1-(4-methoxyphenyl)-1H-imidazo[4,5-c]-orthoformate; quinoline (150-152) formic acid
25	63	38 triethyl 1-(4-fluorophenyl)-2-methyl-1H-imidazo-orthoacetate; [4,5-c]quinoline (191-193) acetic acid
30	64	37 triethyl 1-(4-methoxyphenyl)-2-methyl-1H-imidazo-orthoacetate; [4,5-c]quinoline (174-176) acetic acid
35	65	38 triethyl 1-(4-fluorophenyl)-1H-imidazo[4,5-c]-orthoformate; quinoline (159-161) formic acid
	66	39 triethyl 1H-imidazo[4,5-c]quinoline hydrate orthoformate; (>250) formic acid

-28-

67	40	triethyl	1-(n-butyl)-1H-imidazo[4,5-c]quinoline orthoformate; (not taken) formic acid	
5	68	41	triethyl	1-(3-hydroxypropyl)-1H-imidazo- orthoformate; [4,5-c]quinoline (not taken) formic acid
10	69	27	triethyl	1-methyl-1H-imidazo[4,5-c]quinoline orthoformate; (143-145) formic acid
15	70	30	triethyl	1-(2,3-dihydroxypropyl)-1H-imidazo- orthoformate; [4,5-c]quinoline (228-230) formic acid
20	71	26	triethyl	1-isobutyl-2-methyl-1H-imidazo- orthoacetate; [4,5-c]quinoline hydrate acetic acid (85-88)
25	72	34	triethyl	1,2-dimethyl-8-fluoro-1H- orthoacetate; imidazo[4,5-c]quinoline acetic acid (234-239)
	73	47	triethyl	ethyl 4-(1-1H-imidazo[4,5-c]- orthoformate; quinolinyl)phenylacetate formic acid (105-109)

Example 74. Preparation of a Compound of Formula VIII.

30 To a solution of 9.3g (0.0413 mole) of  
1-isobutyl-1H-imidazo[4,5-c]quinoline (from Example 50) in  
150 ml of acetic acid was added 1.5 equivalents (0.062  
mole) of 30% hydrogen peroxide. The mixture was heated at  
35 65-70°C for one day, and was then evaporated. The residue  
was neutralized with saturated sodium bicarbonate solution  
and the resulting mixture was extracted with  
dichloromethane. The extracts were dried, then evaporated

to provide a residue which solidified gradually to yellow solid 1-isobutyl-1H-imidazo[4,5-c]quinolin-5-oxide. This product was recrystallized twice from ethyl acetate to give a green solid, m.p. 211-213°C. Analysis: Calculated for  $C_{14}H_{15}N_3O$ : %C, 69.7; %H, 6.3; %N, 17.4; Found: %C, 69.7; %H, 6.3; %N, 17.1.

Using the method of Example 74, and starting with the indicated intermediates, the compounds of Formula VIII shown in Table IV were prepared.

Table IV

Ex. No.	Compound of Formula VII (Example No.)	Compound of Formula VIII (m.p. in.°C)
75	51	8-chloro-1,2-dimethyl-1H-imidazo[4,5-c]-quinolin-5-oxide (not taken)
76	128 (Part C)	1-benzyl-1H-imidazo[4,5-c]quinolin-5-oxide (241-251)
77	129 (Part C)	1-cyclohexylmethyl-1H-imidazo[4,5-c]-quinolin-5-oxide (224-226, dec.)
78	54	1-ethyl-2-methyl-1H-imidazo[4,5-c]-quinolin-5-oxide (220-222)
79	55	1,8-dimethyl-1H-imidazo[4,5-c]quinolin-5-oxide (265-268)
80	56	1,2,8-trimethyl-1H-imidazo[4,5-c]quinolin-5-oxide (not taken)
81	57	1-ethyl-1H-imidazo[4,5-c]quinolin-5-oxide (not taken)
82	58	1-isobutyl-8-methyl-1H-imidazo[4,5-c]-quinolin-5-oxide (not taken)

	83	59	8-fluoro-1-methyl-1H-imidazo[4,5-c]-quinolin-5-oxide (not taken)
5	84	60	7-chloro-1-isobutyl-1H-imidazo[4,5-c]-quinolin-5-oxide (not taken)
	85	61	1-phenyl-1H-imidazo[4,5-c]quinolin-5-oxide (222-225)
10	86	62	1-(4-methoxyphenyl)-1H-imidazo[4,5-c]-quinolin-5-oxide (245-247)
	87	63	1-(4-fluorophenyl)-2-methyl-1H-imidazo[4,5-c]quinolin-5-oxide (245-248)
15	88	64	1-(4-methoxyphenyl)-2-methyl-1H-imidazo[4,5-c]quinolin-5-oxide (211-213)
	89	65	1-(4-fluorophenyl)-1H-imidazo[4,5-c]-quinolin-5-oxide (257-259)
20			
	90	66	1H-imidazo[4,5-c]quinolin-5-oxide (not taken)
25	91	170	2-methyl-1-[2-(phenyl)ethyl]-1H-imidazo[4,5-c]quinolin-5-oxide (204-206)
	92	49	1,2-dimethyl-1H-imidazo[4,5-c]quinolin-5-oxide (234-237)
30			
	93	69	1-methyl-1H-imidazo[4,5-c]quinolin-5-oxide (241-244)
35	94	73	ethyl 4-(1-1H-imidazo[4,5-c]-quinolin-5-oxide)phenylacetate (not taken)

95	71	1-isobutyl-2-methyl-1H-imidazo[4,5-c]- quinolin-5-oxide (214-216)	
5	96	72	1,2-dimethyl-8-fluoro-1H-imidazo[4,5-c]- quinolin-5-oxide (not taken)

Example 97. Preparation of a Compound of Formula IX

A mixture of 9.95 g (0.0412 mole) of  
1-isobutyl-1H-imidazo[4,5-c]quinolin-5-oxide (from Example  
74) and 100 ml of phosphorus oxychloride was heated at its  
reflux temperature for 2.5 hours, and was then cooled and  
poured into ice with stirring. Basification (to pH 9-10)  
with 50% aqueous sodium hydroxide solution was followed by  
extraction with dichloromethane. The extracts were dried  
over sodium chloride and sodium bicarbonate, and then  
evaporated to provide a solid residue. A sample of the  
residue was recrystallized from diethyl ether to provide  
4-chloro-1-isobutyl-1H-imidazo[4,5-c]quinoline, m.p.  
134-136°C. Analysis: Calculated for  $C_{14}H_{17}ClN_3$ : %C, 64.7;  
%H, 5.4; %N, 16.2; Found: %C, 64.3; %H, 5.3; %N, 16.3.

Using the method of Example 97, and starting  
with the indicated compounds of Formula VIII, the compounds  
of Formula IX were prepared.



Table V

	Compound of		
	Ex. No.	Formula VIII (Example No.)	Compound of Formula IX (m.p. in °C)
5	98	92	4-chloro-1,2-dimethyl-1H-imidazo[4,5-c]-quinoline (198-200)
	99	75	4,8-dichloro-1,2-dimethyl-1H-imidazo[4,5-c]quinoline (not taken)
10	100	76	1-benzyl-4-chloro-1H-imidazo[4,5-c]-quinoline (160-167)
15	101	77	4-chloro-1-cyclohexylmethyl-1H-imidazo[4,5-c]quinoline (176-179)
	102	78	4-chloro-1-ethyl-2-methyl-1H-imidazo[4,5-c]quinoline (170-172)
20	103	79	4-chloro-1,8-dimethyl-1H-imidazo[4,5-c]-quinoline (233-237)
	104	80	4-chloro-1,2,8-trimethyl-1H-imidazo[4,5-c]quinoline (243-247)
25	105	81	4-chloro-1-ethyl-1H-imidazo[4,5-c]-quinoline (not taken)
30	106	82	4-chloro-1-isobutyl-8-methyl-1H-imidazo[4,5-c]quinoline (202-205)
	107	83	4-chloro-8-fluoro-1-methyl-1H-imidazo[4,5-c]quinoline (not taken)
35	108	84	4,7-dichloro-1-isobutyl-1H-imidazo[4,5-c]quinoline (not taken)

	109	85	4-chloro-1-phenyl-1H-imidazo[4,5-c]-quinoline (not taken)
5	110	86	4-chloro-1-(4-methoxyphenyl)-1H-imidazo[4,5-c]quinoline (210-212)
	111	87	4-chloro-1-(4-fluorophenyl)-2-methyl-1H-imidazo[4,5-c]quinoline (295-297)
10	112	88	4-chloro-1-(4-methoxyphenyl)-2-methyl-1H-imidazo[4,5-c]quinoline (211-213)
	113	89	4-chloro-1-(4-fluorophenyl)-1H-imidazo[4,5-c]quinoline (248-250)
15	114	131, Part D	4-chloro-1-[2-(phenyl)ethyl]-1H-imidazo[4,5-c]quinoline (176-188)
	115	93	4-chloro-1-methyl-1H-imidazo[4,5-c]-quinoline (179-181)
20	116	165, Part B	1-benzyl-4-chloro-2-methyl-1H-imidazo[4,5-c]quinoline (216-218)
	117	95	4-chloro-1-isobutyl-2-methyl-1H-imidazo[4,5-c]quinoline (152-155)
25	118	96	4-chloro-1,2-dimethyl-8-fluoro-1H-imidazo[4,5-c]quinoline (not taken)
30			

Example 119

To a stirred, cold (5°C) mixture of 29.1 g (0.136 mole) of 1-(2-hydroxyethyl)-1H-imidazo[4,5-c]quinoline (from Example 52) and 500 ml of pyridine was added, in small portions, 23.9 g (0.17 mole) of benzoyl chloride. The mixture was permitted to warm to about 20°C slowly, and was then stirred for eighteen hours at 20°C. The solution

was evaporated, and water was added to the residue. The solid was separated by filtration, washed with water and recrystallized from a 50:50 ethyl acetate/hexane mixture. Recrystallization from ethyl acetate and again from ethanol provided white crystals of  
5 1-(2-benzoyloxyethyl)-1H-imidazo[4,5-c]quinoline, m.p. 149-151°C. Analysis: Calculated for  $C_{19}H_{15}N_3O_2$ : %C, 71.9; %H, 4.8; %N, 13.2; Found: %C, 71.8; %H, 4.6; %N, 13.2.

10 Example 120

A mixture of 67.5 g (0.213 mole) of 1-(2-benzoyloxyethyl)-1H-imidazo[4,5-c]quinoline (from Example 119), 36.3 g (0.32 mole) of 30% hydrogen peroxide and 450 ml of glacial acetic acid was heated at 65°C for  
15 two days with stirring. The solution was then evaporated in vacuo, and the residue was added to water. The mixture was neutralized with aqueous sodium hydroxide solution and sodium bicarbonate. The solid was separated by filtration, washed with water and recrystallized from methanol to  
20 provide tan solid 1-(2-benzoyloxyethyl)-1H-imidazo[4,5-c]-quinolin-5-oxide.

Example 121

A mixture of 50g (0.15 mole) of  
25 1-(2-benzoyloxyethyl)-1H-imidazo[4,5-c]quinolin-5-oxide (from Example 120) and 200 ml of phosphorus oxychloride was heated for two hours on a steam bath. The mixture was then partially evaporated in vacuo. The mixture was then poured over ice and the solution was neutralized with sodium  
30 hydroxide. The product was separated by filtration, dissolved in dichloromethane, and the solution was washed with aqueous sodium bicarbonate solution and then dried. Evaporation provided a solid which was recrystallized from  
35 a 50:50 methanol:dichloromethane solution to provide white 1-(2-benzoyloxyethyl)-4-chloro-1H-imidazo[4,5-c]quinoline, m.p. 186-190°C. Analysis: Calculated for  $C_{19}H_{14}ClN_3O_2$ : %C, 64.9; %H, 4.0; %N, 12.0; Found: %C, 64.8; %H, 3.8; %N, 12.1.

Example 122

A mixture of 25.3 g (0.072 mole) of  
1-(2-benzoyloxyethyl)-4-chloro-1H-imidazo[4,5-c]quinoline  
(from Example 121) and 500 ml of 10% ammonia in methanol  
5 was stirred at about 20°C for three days, and was filtered  
and then evaporated to low volume. The slurry was mixed  
with diethyl ether, and the solid was separated by  
filtration, washed with ether and recrystallized from  
methanol to provide white crystals of  
10 4-chloro-1-(2-hydroxyethyl)-1H-imidazo[4,5-c]quinoline,  
m.p. 185-187°C. Analysis: Calculated for  $C_{12}H_{10}ClN_3O$ : %C,  
58.2; %H, 4.1; %N, 17.0; Found: %C, 58.0; %H, 4.0; %N,  
17.3.

15 Example 123

To a solution of 3.0 g (0.013 mole) of  
1-isobutyl-1H-imidazo[4,5-c]quinoline (from Example 50) in  
150 ml of ethanol was added hydrogen chloride gas. After  
stirring for about one hour the solid 1-isobutyl-1H-  
20 imidazo[4,5-c]quinoline hydrochloride hydrate was separated  
by filtration and recrystallized from ethanol to provide  
off-white crystals, m.p. 227-229°C. Analysis: Calculated  
for  $C_{14}H_{15}N_3 \cdot HCl \cdot H_2O$ : %C, 60.1; %H, 6.5; %N, 15.0; Found:  
%C, 60.2; %H, 6.2; %N, 15.4.

25 Example 124Part A

Using the method of Example 119, benzoyl chloride  
was reacted with 1-(2,3-dihydroxypropyl)-1H-imidazo[4,5-c]-  
30 quinoline (from Example 70) to provide 1-(2,3-dibenzoyloxy-  
propyl)-1H-imidazo[4,5-c]quinoline.

Part B

The crude product from Part A was reacted with  
hydrogen peroxide according to the method of Example 120 to  
35 provide 1-(2,3-dibenzoyloxypropyl)-1H-imidazo[4,5-c]-  
quinolin-5-oxide as a pale yellow solid, the melting point  
of crude material being 73-82°C.

Part C

The product from Part B was reacted with phosphorous oxychloride according to the method of Example 121 to provide 4-chloro-1-(2,3-dibenzoyloxypropyl)-1H-imidazo[4,5-c]quinoline, m.p. 162-165°C after  
5 recrystallization from ethanol. Analysis: Calculated for  $C_{27}H_{20}ClN_3O_4$ : %C, 66.7; %H, 4.1; %N, 8.6; Found: %C, 66.3; %H, 3.9; %N, 8.4.

Part D

10 Hydrolysis of the product from Part C according to the method of Example 122 provides 4-chloro-1-(2,3-dihydroxypropyl)-1H-imidazo[4,5-c]quinoline.

Example 125Part A

15 1-(2,3-Dihydroxypropyl)-1H-imidazo[4,5-c]quinoline (from Example 70) was reacted with excess acetic anhydride to provide 1-(2,3-diacetoxypropyl)-1H-imidazo[4,5-c]quinoline.

Part B

20 The product of Part A was reacted with hydrogen peroxide according to the method of Example 120 to provide 1-(2,3-diacetoxypropyl)-1H-imidazo[4,5-c]quinoline-5-oxide as a brownish-yellow solid, the melting point of the crude material being 84-96°C.

Part C

25 The product of Part B was reacted with phosphorus oxychloride according to the method of Example 121 to provide 4-chloro-1-(2,3-diacetoxypropyl)-1H-imidazo[4,5-c]quinoline.

Part D

30 The product of Part C was hydrolyzed according to the method of Example 122 to provide 4-chloro-1-(2,3-dihydroxypropyl)-1H-imidazo[4,5-c]quinoline. Recrystallization from ethanol provided product, m.p.  
35 223-225°C. Analysis: Calculated for  $C_{13}H_{12}ClN_3O_2$ : %C, 56.2, %H, 4.4; %N, 15.1; Found: %C, 55.8, %H, 4.3; %N, 15.1.

Example 126

To a stirred solution of 4.0g (0.0117 mole) of  
1-(2,3-diacetoxypropyl)-1H-imidazo[4,5-c]quinolin-5-oxide  
(from Example 125, Part B) in 50 ml of methanol was added  
5 about 12 drops of 25% sodium methoxide solution. After one  
hour the product was collected by filtration, washed with  
methanol and recrystallized from ethanol to provide  
1-(2,3-dihydroxypropyl)-1H-imidazo[4,5-c]quinolin-5-oxide,  
m.p. 240-242°C. Analysis: Calculated for  $C_{13}H_{13}N_3O_3$ : %C,  
10 60.2; %H, 5.1; %N, 16.2; Found: %C, 60.0; %H, 5.0; %N,  
15.8.

Example 127

Excess acetic anhydride (100 ml) was refluxed for  
15 0.5 hour with 1-(2,3-dihydroxypropyl)-2-methyl-1H-imidazo-  
[4,5-c]quinoline (from Example 53) to provide  
1-(2,3-diacetoxypropyl)-2-methyl-1H-imidazo[4,5-c]quinoline.  
This product was reacted with hydrogen peroxide using the  
method of Example 120 to provide 1-(2,3-diacetoxypropyl)-2-  
20 methyl-1H-imidazo[4,5-c]quinolin-5-oxide as a yellow solid.  
This crude product was reacted with phosphorous oxychloride  
according to the method of Example 121 to provide the  
product 4-chloro-(2,3-diacetoxypropyl)-2-methyl-1H-imidazo-  
[4,5-c]quinoline. This product was dissolved in methanol  
25 saturated with ammonia, and the solution was stirred for  
three days. The product obtained was 4-chloro-1-(2,3-  
dihydroxypropyl)-2-methyl-1H-imidazo[4,5-c]quinoline.

Example 12830 Part A

Using the method of Example 1, benzylamine and  
4-chloro-3-nitroquinoline were reacted to provide  
4-benzylamino-3-nitroquinoline. The structural assignment  
for the crude product (m.p. 178-196°C) was supported by  
35 infrared spectral analysis.

Part B

Using the method of Example 26, 42.2g (0.15 mole) of 4-benzylamino-3-nitroquinoline was reduced to provide 3-amino-4-(benzylamino)quinoline as a tan solid.

5 Part C

To the product from Part B was added 48.7g (0.5 mole) of diethoxymethyl acetate and the mixture was heated on a steam bath for one hour, and was then maintained at reflux for 0.5 hour. The solution was added to a stirred excess of concentrated ammonium hydroxide. The solid was separated by filtration and washed sequentially with water, 10:1 diethyl ether: ethanol and 1:1 hexane:diethyl ether. Recrystallization from isopropanol provided pale yellow needles of 1-benzyl-1H-imidazo[4,5-c]quinoline, m.p. 15 179-181°C. Analysis: Calculated for C<sub>17</sub>H<sub>13</sub>N<sub>3</sub>: %C, 78.7; %H, 5.1; %N, 16.2; Found: %C, 78.6; %H, 4.8; %N, 16.3.

Example 129Part A

20 A mixture of 26.1g (0.125 mole) of 4-chloro-3-nitroquinoline, 16.4g (0.1275 mole) of 95% cyclohexylmethylamine and 16.5 g (0.125 mole) of 95% diisopropyl ethylamine in 300 ml of tetrahydrofuran was heated on a steam bath for 0.5 hour. The solution was 25 evaporated and the residue was slurried in methanol, filtered and washed with methanol. Recrystallization from methanol provided yellow platelets of 4-cyclohexylmethylamino-3-nitroquinoline, m.p. 140-142°C. Analysis: 30 Calculated for C<sub>16</sub>H<sub>19</sub>N<sub>3</sub>O<sub>2</sub>: %C, 67.3; %H, 6.7; %N, 14.7; Found: %C, 67.3; %H, 6.6; %N, 14.7.

Part B

Using the method of Example 26, 17 g (0.60 mole) of 4-cyclohexylmethylamino-3-nitroquinoline was reduced to provide 3-amino-4-cyclohexylmethylaminoquinoline.

35 Part C

The crude product from Part B was heated at reflux for 2.5 hours in 250 ml of 98% formic acid to

provide 1-cyclohexylmethyl-1H-imidazo[4,5-c]quinoline as a pale yellow solid.

Example 130

5           Using the method of Example 1, 4-chloro-3-nitro-quinoline was reacted with 4-chlorobenzylamine to provide yellow solid 4-(4-chlorobenzylamino)-3-nitroquinoline, melting point of crude product 168-173°C.

10          Example 131

Part A

          Using the method of Example 1, 4-chloro-3-nitroquinoline was reacted with 2-(phenyl)ethylamine to provide yellow solid  
15          3-nitro-4-[2-(phenyl)ethylamino]quinoline, the melting point of the crude product being 174-180°C.

Part B

          Using the method of Example 26, 3-nitro-4-[2-(phenyl)ethylamino]quinoline from Part A was  
20          reduced to provide 3-amino-4-[2-(phenyl)ethylamino]quinoline.

Part C

          Using the method of Example 49, 3-amino-4-[2-(phenyl)ethylamino]quinoline was reacted with triethyl orthoformate and formic acid to provide 1-[2-(phenyl)-  
25          ethyl]-1H-imidazo[4,5-c]quinoline, m.p. 105-108°C.

Part D

          Using the method of Example 74, 1-[2-(phenyl)-ethylamino]-1H-imidazo[4,5-c]quinoline was converted to yellow solid 1-[2-(phenyl)ethyl]-1H-imidazo[4,5-c]quinolin-  
30          5-oxide, melting point of crude product, 73-95°C.

Example 132

          To a solution of 4.0g (0.0155 mole) of 1-isobutyl-2-mercapto-1H-imidazo[4,5-c]quinoline (from  
35          Example 165, Part B) in 40 ml of methanol was added 3.7 g of 25% sodium methoxide in methanol, followed by the addition of 2.4 g (0.0171 mole) of methyl iodide. The



solution was heated on a steam bath for 0.5 hour, and was then evaporated. Water was added to the residue and the mixture was extracted with dichloromethane. The extracts were washed with water, dried over sodium chloride and evaporated. The residue was dissolved in diethyl ether and the mixture was saturated with hydrogen chloride. The precipitate was separated by filtration, washed with ether, and recrystallized from a mixture of ethanol and ether to provide 1-isobutyl-2-methylthio-1H-imidazo[4,5-c]quinoline hydrochloride, m.p. 214-216°C. Analysis: Calculated for  $C_{15}H_{17}N_3S \cdot HCl$ : %C, 58.5; %H, 5.9; %N, 13.7; Found: %C, 57.9; %H, 5.7; %N, 13.7.

Example 133

A sample of 2-(3-aminopropyl)-1,8-dimethyl-1H-imidazo[4,5-c]quinoline dihydrochloride (from Example 148) was dissolved in water. Excess sodium hydroxide was added to neutralize the hydrochloric acid and then excess acetic anhydride was added. The precipitate was separated by filtration, washed with water, and recrystallized from water to provide 2-(3-acetamidopropyl)-1,8-dimethyl-1H-imidazo[4,5-c]quinoline, m.p. 213-215°C. Analysis: Calculated for  $C_{17}H_{20}N_4O$ : %C, 68.9; %H, 6.8; %N, 18.9; Found: %C, 68.8; %H, 6.8; %N, 19.0.

Example 134

A mixture of 2.7g (0.0080 mole) of 1-(2,3-diacetoxypropyl)-1H-imidazo[4,5-c]quinolin-5-oxide (from Example 125, Part B) and 50 ml of acetic anhydride was heated at its reflux temperature for one hour. The solution was evaporated and the residue was mixed with 65 ml of methanol. The mixture was basified (to pH 9-10) with 25% sodium methoxide in methanol. The precipitate was separated by filtration, washed with methanol and recrystallized twice from methanol. The product was 1-(2,3-dihydroxypropyl)-4-hydroxy-1H-imidazo[4,5-c]quinoline hydrate, m.p. 214-217°C. Analysis: Calculated for

$C_{13}H_{13}N_3O_3 \cdot 0.50H_2O$ : %C, 58.2; %H, 5.3; %N, 15.7; Found: %C, 57.7; %H, 4.9; %N, 15.5.

Example 135

5           Using the method of Example 134, 1,2-dimethyl-1H-imidazo[4,5-c]quinolin-5-oxide (from Example 92) was reacted with acetic anhydride to provide 1,2-dimethyl-4-hydroxy-1H-imidazo[4,5-c]quinoline, m.p. >300°C. Analysis: Calculated for  $C_{12}H_{11}N_3O$ : %C, 67.7; 10 %H, 5.2; %N, 19.7; Found: %C, 67.1; %H, 5.1; %N, 19.5.

Example 136

          Using the method of Example 134, 15 1-(4-methoxyphenyl)-1H-imidazo[4,5-c]quinolin-5-oxide (from Example 86) was reacted with acetic anhydride to provide 4-hydroxy-1-(4-methoxyphenyl)-1H-imidazo[4,5-c]quinoline m.p. >300°C after recrystallization from N,N-dimethylformamide. Analysis: Calculated for 20  $C_{17}H_{13}N_3O_2$ : %C, 70.1; %H, 4.5; %N, 14.4; Found: %C, 70.0; %H, 4.4; %N, 14.5.

Example 137

          Using the method of Example 134, 25 1-(2-hydroxyethyl)-1H-imidazo[4,5-c]quinolin-5-oxide prepared by hydrolysis of the compound of Example 120 was reacted with acetic anhydride to provide 4-hydroxy-1-(2-hydroxyethyl)-1H-imidazo[4,5-c]quinoline. The compound 4-hydroxy-1-(2-hydroxyethyl)-1H- 30 [4,5-c]quinoline was found to have m.p. >300°C after recrystallization from N,N-dimethylformamide. Analysis: Calculated for  $C_{12}H_{11}N_3O_2$ : %C, 62.9; %H, 4.8; %N, 18.7; Found: %C, 62.7; %H, 4.7; %N, 18.3.

Example 138

35           A mixture of 2.2g (0.0115) of 3,4-diamino-6-fluoro-2-methylquinoline (from Example 43) and 50 ml of 95% formic acid was heated at its reflux temperature for two

hours, and was then evaporated. Water (100 ml) was added to the residue, and the mixture was basified with 50% aqueous sodium hydroxide solution to pH 9 to 10. The precipitate formed was separated by filtration and washed with water. Recrystallization from ethanol provided white solid 8-fluoro-4-methyl-1H-imidazo[4,5-c]quinoline hydrate, m.p. >250°C. Analysis: Calculated for  $C_{11}H_8FN_3 \cdot H_2O$ : %C, 60.3; %H, 4.6; %N, 19.2; Found: %C, 60.1; %H, 4.7; %N, 18.5.

Example 139

Using the method of Example 138, 3-amino-4-(2,3-dihydroxypropylamino)-6-fluoro-2-methylquinoline (from Example 42) was reacted with formic acid to provide 1-(2,3-dihydroxypropyl)-8-fluoro-4-methyl-1H-imidazo[4,5-c]quinoline hydrate, m.p. 237-239°C. Analysis: Calculated for  $C_{14}H_{14}FN_3O_2 \cdot H_2O$ : %C, 57.3; %H, 5.5; %N, 14.3; Found: %C, 57.6; %H, 5.4; %N, 14.4.

Example 140

Using the method of Example 138, 3-amino-4-benzylamino-6-fluoro-2-methylquinoline (from Example 45) was reacted with formic acid to provide 1-benzyl-8-fluoro-4-methyl-1H-imidazo[4,5-c]quinoline hydrate, m.p. 178-181°C. Analysis: Calculated for  $C_{18}H_{14}FN_3 \cdot 0.25H_2O$ : %C, 73.1; %H, 4.9; %N, 14.2; Found: %C, 73.0; %H, 4.7; %N, 14.3.

Example 141

Using the method of Example 138, 3-amino-6-fluoro-2-methyl-4-methylaminoquinoline (from example 44) was reacted with formic acid to provide 1,4-dimethyl-8-fluoro-1H-imidazo[4,5-c]quinoline, m.p. 184-186°C. Analysis: Calculated for  $C_{12}H_{10}FN_3$ : %C, 67.0; %H, 4.7; %N, 19.5; Found: %C, 66.6; %H, 4.4; %N, 19.7.

Example 142

Using the method of Example 138, 3-amino-4-[2-(N,N-dimethylamino)ethylamino]quinoline (from Example 46) was reacted with formic acid to provide

5 1-[2-(N,N-dimethylamino)ethyl]-1H-imidazo[4,5-c]quinoline. The product was dissolved in ethanol and hydrogen chloride was bubbled into the solution. The precipitate was separated by filtration, washed with ethanol and recrystallized from ethanol. The product was

10 1-[2-(N,N-dimethylamino)ethyl]-1H-imidazo[4,5-c]quinoline trihydrochloride hydrate, m.p. >250°C. Analysis: Calculated for  $C_{14}H_{16}N_4 \cdot 3HCl \cdot H_2O$ : %C, 45.8; %H, 5.5; %N, 15.3; Found: %C, 46.0; %H, 5.2; %N, 15.5.

15 Example 143

Using the method of Example 1, 4-chloro-3-nitroquinoline was reacted with 4-aminophenylacetic acid in N,N-dimethylformamide in the presence of triethylamine to provide N-(3-nitro-4-quinolinyl)-4-aminophenylacetic acid. This acid was reduced using the method

20 of Example 26 to provide N-(3-amino-4-quinolinyl)-4-aminophenylacetic acid. This diamine was then reacted with formic acid using the method of Example 136 to provide

25 1-(4-carboxymethylphenyl)-1H-imidazo[4,5-c]quinoline. Recrystallization from methanol provided solid of m.p. 236-240°C. Analysis: Calculated for  $C_{18}H_{13}N_3O_2$ : %C, 71.3; %H, 4.3; %N, 13.9; Found: %C, 70.8; %H, 4.3; %N, 13.7.

30 Example 144

A mixture of 4.5 g (0.020 mole) of 3-amino-6-methyl-4-(methylamino)quinoline hydrochloride (from Example 32), 3.8g (0.050 mole) of glycolic acid and 75 ml of 4N hydrochloric acid was heated at its reflux

35 temperature for two hours. The solution was cooled, and 50% aqueous sodium hydroxide was then added to make the solution slightly basic. The precipitate was separated by filtration and washed with water. The solid was

redissolved in dilute hydrochloric acid and reprecipitated with ammonium hydroxide to provide

1,8-dimethyl-2-hydroxymethyl-1H-imidazo[4,5-c]quinoline hydrochloride hydrate. Analysis: Calculated for

5  $C_{13}H_{13}N_3O \cdot HCl \cdot H_2O$ : %C, 55.4; %H, 5.7; %N, 14.9; Found: %C, 55.2; %H, 5.6; %N, 15.5.

#### Example 145

10 A mixture of 4.5g (0.0201 mole) of 3-amino-6-methyl-4-(methylamino)quinoline hydrochloride (from Example 32), 9.1g (0.080 mole) of trifluoroacetic acid and 100 ml of 4N hydrochloric acid was heated at its reflux temperature for three hours. The solution was cooled and basified with ammonium hydroxide. The precipitate was separated by filtration and washed with water. Recrystallization from isopropanol provided 15 1,8-dimethyl-2-trifluoromethyl-1H-imidazo[4,5-c]quinoline, m.p. 220-223°C. Analysis: Calculated for  $C_{13}H_{10}F_3N_3$ : %C, 58.9; %H, 3.8; %N, 15.8; Found: %C, 58.6; %H, 3.7; %N, 20 16.2.

#### Example 146

25 Using the method of Example 145, 3,4-diaminoquinoline (from Example 39) was reacted with trifluoroacetic acid to provide 2-trifluoromethyl-1H-imidazo[4,5-c]quinoline, m.p. 252-254°C. Analysis: Calculated for  $C_{11}H_6F_3N_3$ : %C, 55.7; %H, 2.5; %N, 17.7; Found: %C, 55.3; %H, 2.3; %N, 18.2.

#### 30 Example 147

To a solution of 6.6g (0.041 mole) of 3,4-diaminoquinoline (from Example 39), 2.0 ml of glacial acetic acid, 35 cc of ethanol and 35 ml of water was added 9.3g (0.045 mole) of N-carbomethoxy-S-methylisothiurea, and the mixture was heated at its reflux temperature for two hours. Evaporation provided a residue which was 35 suspended in ethanol, separated by filtration and washed

with water. Recrystallization from ethanol provided methyl 1H-imidazo[4,5-c]quinolin-2-carbamate hydrate, m.p. >250°C. Analysis: Calculated for  $C_{12}H_{10}N_4O_2 \cdot 0.75H_2O$ : %C, 56.4; %H, 4.5; %N, 21.9; Found: %C, 56.1; %H, 4.4; %N, 22.4.

5 Example 148

A mixture of 5.8 g (0.026 mole) of 3-amino-6-methyl-4-(methylamino)quinoline (the hydrochloride salt of which having been obtained in Example 32), 4.1g (0.040 mole) of 4-aminobutyric acid and 100 ml of 4N hydrochloric acid was heated at its reflux temperature for about 65 hours. The solution was cooled and diluted to 500 ml total volume with isopropanol. The precipitate was separated by filtration, and then recrystallized from aqueous isopropanol to provide yellow crystals of 2-(3-aminopropyl)-1,8-dimethyl-1H-imidazo[4,5-c]quinoline dihydrochloride, m.p. >300°C. Analysis: Calculated for  $C_{15}H_{18}N_4 \cdot 2HCl$ : %C, 55.0; %H, 6.2; %N, 17.1; Found: %C, 54.3; %H, 6.2; %N, 17.1.

20 Example 149

Using the method of Example 148, 3,4-diaminoquinoline (from Example 39) was reacted with glacial acetic acid to provide 2-methyl-1H-imidazo[4,5-c]quinoline as a white solid, crude m.p. 119-123°C.

25

Example 150

Using the method of Example 148, 3-amino-4-(methylamino)quinoline (the hydrochloride salt of which having been obtained in Exmple 27) was reacted with isobutyric acid to provide 2-isopropyl-1-methyl-1H-imidazo[4,5-c]quinoline. The crude product was dissolved in ethyl acetate and an excess of concentrated hydrochloric acid was added. The precipitate was separated by filtration and recrystallized from ethanol to provide 2-isopropyl-1-methyl-1H-imidazo[4,5-c]quinoline hydrochloride, m.p. 260-263°C. This salt was suspended in

35

water and the mixture was basified (pH 8-10) with 50% aqueous sodium hydroxide. The solid was separated by filtration, washed with water and recrystallized from hexane to provide the free base as the hydrate, m.p. 5 76-81°C. Analysis: Calculated for  $C_{14}H_{15}N_3 \cdot 0.25H_2O$ : %C, 73.2; %H, 6.8; %N, 18.3; Found: %C, 73.0 %H, 7.0; %N, 18.4.

Example 151

Using the method of Example 74, 1,4-dimethyl-8-10 fluoro-1H-imidazo[4,5-c]quinoline (from Example 141) was reacted with hydrogen peroxide to provide 1,4-dimethyl-8-fluoro-1H-imidazo[4,5-c]quinolin-5-oxide, m.p. 245-248°C. Analysis: Calculated for  $C_{12}H_{10}FN_3O$ : %C, 62.3; %H, 4.4; %N, 18.2; Found: %C, 62.7; %H, 4.3; %N, 15 18.3.

Example 152

A mixture of 2.0g (0.0068 mole) of 1-benzyl-4-chloro-1H-imidazo[4,5-c]quinoline (from Example 20 100) and 25 ml of morpholine was heated at its reflux temperature for one hour. The solution was evaporated, and 30 ml of water was added to the residue. The solid which did not dissolve was separated by filtration, washed with water and recrystallized from ethanol. The product 25 obtained was 1-benzyl-4-(4-morpholino)-1H-imidazo-[4,5-c]quinoline hydrate, m.p. 160-162°C. Analysis: Calculated for  $C_{21}H_{20}N_4O \cdot 0.25H_2O$ : %C, 72.3; %H, 5.9; %N, 16.1; Found: %C, 72.1; %H, 5.8; %N, 16.0.

Using the general method exemplified in Example 30 152, and starting with morpholine and the indicated intermediate of Formula IX, compounds of the invention of Formula X shown in Table VI were prepared.

TABLE VI

	Ex. No.	Intermediate of Formula IX (Example No.)	Product of Formula X (melting point in °C)
5	153	115	1-methyl-4-(4-morpholino)-1H-imidazo-[4,5-c]quinoline (207-209)
10	154	103	1,8-dimethyl-4-(4-morpholino)-1H-imidazo[4,5-c]quinoline (250-256)

Example 155

A mixture of 40% aqueous methylamine (25 ml) and 5.0 g (0.023 mole) of 4-chloro-1-methyl-1H-imidazo[4,5-c]-quinoline (from Example 115) was placed in a metal pressure reactor and heated at 112°C for about 16 hours. After cooling, the solid was separated by filtration, washed with water, dried and recrystallized from ethanol to provide N,1-dimethyl-1H-imidazo[4,5-c]quinolin-4-amine, m.p. 216-218°C. Analysis: Calculated for C<sub>12</sub>H<sub>12</sub>N<sub>4</sub>: %C, 67.9; %H, 5.7; %N, 26.4; Found: %C, 67.9; %H, 5.6; %N, 26.4.

Using the method of Example 155, the following compounds of Examples 156 and 157 were prepared:

25 Example 156

N,N,1-trimethyl-1H-imidazo[4,5-c]quinolin-4-amine (m.p. 162-164°C)

30 Example 157

1-(2,3-dihydroxypropyl)-N-methyl-1H-imidazo[4,5-c]-quinolin-4-amine (m.p. 201-203°C).

Example 158

35 A mixture of 3.6 g (0.0116 mole) of 4-chloro-1-(4-methoxyphenyl)-1H-imidazo[4,5-c]quinoline (from Example 110), 25.1g (0.116 mole) of 25% sodium methoxide in methanol and 50 ml of methanol was heated its reflux



temperature for one hour. Evaporation provided a residue which was diluted with 75 ml of water. The precipitate was separated by filtration, washed with water and recrystallized from ethanol to provide

5 4-methoxy-1-(4-methoxyphenyl)-1H-imidazo[4,5-c]quinoline, m.p. 180-182°C. Analysis: Calculated for  $C_{18}H_{15}N_3O_2$ : %C, 70.8; %H, 5.0; %N, 13.8; Found: %C, 70.6; %H, 5.0; %N, 13.9.

10 Example 159

Using the method of Example 158, 4-chloro-1-methyl-1H-imidazo[4,5-c]quinoline (from Example 115) was reacted with sodium methoxide to provide 4-methoxy-1-methyl-1H-imidazo[4,5-c]quinoline, melting point after recrystallization from ethyl acetate 160-162°C. Analysis: Calculated for  $C_{12}H_{11}N_3O$ : %C, 67.6; %H, 5.2; %N, 19.7; Found: %C, 67.3; %H, 5.0; %N, 19.8.

20 Example 160

Using the method of Example 158, 4-chloro-1-(2,3-dihydroxypropyl)-1H-imidazo[4,5-c]quinoline (from Example 125, Part D) was reacted with sodium methoxide to provide 1-(2,3-dihydroxypropyl)-4-methoxy-1H-imidazo[4,5-c]quinoline, m.p. 214-216°C after recrystallization from isopropanol. Analysis: Calculated for  $C_{14}H_{15}N_3O_3$ : %C, 61.5; %H, 5.5; %N, 15.4; Found: %C, 61.3; %H, 5.5; %N, 15.4.

25 Example 161

To a mixture of 24.75g (0.1145 mole) of 25% sodium methoxide in methanol and 100 ml of ethanol was added 8.5g (0.1374 mole) of ethanethiol, followed by the addition of 5.0g (0.0229 mole) of 4-chloro-1-methyl-1H-imidazo[4,5-c]quinoline (from Example 115). The mixture was heated at its reflux temperature for one hour, and was then evaporated. Water was added to the residue and the solid obtained was separated by filtration and washed with water. Recrystallization from ethyl acetate provided yellow

crystals of 4-ethylthio-1-methyl-1H-imidazo[4,5-c]-quinoline, m.p. 112-115°C. Analysis: Calculated for  $C_{13}H_{13}N_3S$ : %C, 64.2; %H, 5.4; %N, 17.3; Found: %C, 64.4; %H, 5.3; %N, 17.6.

5 Example 162

Using the general procedure of Example 161, and substituting thiophenol for ethanethiol, 4-chloro-1-methyl-1H-imidazo[4,5-c]quinoline (from Example 115) was converted to 1-methyl-4-phenylthio-1H-imidazo[4,5-c]quinoline, m.p. 10 213-215°C after recrystallization from ethyl acetate. Analysis: Calculated for  $C_{17}H_{13}N_3S$ : %C, 70.1; %H, 4.5; %N, 14.4; Found: %C, 69.8; %H, 4.3; %N, 14.7.

Example 163

15 To a solution of 4.4g (0.071 mole) of 1-isobutyl-2-mercapto-1H-imidazo[4,5-c]quinoline (from Example 165, Part B below) in 45 ml of methanol and was added 4.1g (0.0188) of 25% sodium methoxide in methanol, then 2.4g (0.0188 mole) of benzyl chloride. The solution 20 was heated at reflux for 0.5 hour, then evaporated. Water was added to the residue, and the mixture was extracted with dichloromethane. The extracts were dried over sodium chloride, and then evaporated. The residue was dissolved in diethyl ether, and the solution was saturated with 25 hydrogen chloride. The precipitate was separated by filtration, washed with ether and recrystallized from a mixture of ethanol and diethyl ether to provide 2-benzylthio-1-isobutyl-1H-imidazo[4,5-c]quinoline hydrochloride, m.p. 205-207°C. Analysis: Calculated for 30  $C_{21}H_{21}N_3S \cdot HCl$ : %C, 65.7; %H, 5.8; %N, 10.9; Found: %C, 65.4; %H, 5.6; %N, 10.9.

Example 164

35 Using the method of Example 163, 2-mercapto-1-methyl-1H-imidazo[4,5-c]quinoline (from Example 166 below) was reacted with benzyl chloride to provide

2-benzylthio-1-methyl-1H-imidazo[4,5-c]quinoline.

Recrystallization first from isopropanol then from ethanol provided solid product, m.p. 160-163°C. Analysis:

Calculated for  $C_{18}H_{15}N_3S$ : %C, 70.8; %H, 5.0; %N, 13.8.

5 Found: %C, 70.3; %H, 4.7; %N, 13.7.

#### Example 165

##### Part A

10 To a solution of 15.0g (0.0612 mole) of  
4-isobutylamino-3-nitroquinoline (from Example 1) in  
ethanol was added about 0.5g of 5% platinum on charcoal,  
and the mixture was hydrogenated on a Parr apparatus at  
about 20°C. The mixture was filtered to provide a solution  
of 3-amino-4-(isobutylamino)quinoline.

##### 15 Part B

To the solution from Part A was added first 10 ml  
of carbon disulfide, and then 4.6g (0.07 mole) of 85%  
potassium hydroxide. The solution was heated on a steam  
bath for two hours, and was evaporated to near dryness.  
20 The residue was dissolved in water, the solution acidified  
to pH 5 to 6 with glacial acetic acid and the precipitate  
separated by filtration and washed with water.  
Recrystallization from ethanol provided yellow  
1-isobutyl-2-mercapto-1H-imidazo[4,5-c]quinoline, m.p.  
25 >300°C. Analysis: Calculated for  $C_{14}H_{15}N_3S$ : %C, 65.3; %H,  
5.9; %N, 16.3; Found: %C, 64.8; %H, 5.7; %N, 16.3.

#### Example 166

30 Using the method of Example 165, 4-methylamino-  
3-nitroquinoline (from Example 2) was converted to  
2-mercapto-1-methyl-1H-imidazo[4,5-c]quinoline.

#### Example 167

##### Part A

35 Using the method of Example 49,  
3-amino-4-(benzylamino)quinoline (from Example 128, Part  
B), was reacted with triethyl orthoacetate and acetic acid

to provide 1-benzyl-2-methyl-1H-imidazo[4,5-c]quinoline hydrate, m.p. 145-147°C. Analysis: Calculated for  $C_{18}H_{15}N_3 \cdot 2.25H_2O$ : %C, 68.9; %H, 6.3, %N, 13.4; Found: %C, 69.2; %H, 6.0; %N 13.4.

5 Part B

Using the method of Example 74,  
1-benzyl-2-methyl-1H-imidazo[4,5-c]quinoline was converted to 1-benzyl-2-methyl-1H-imidazo[4,5-c]quinolin-5-oxide hydrate, m.p. 193-196°C. Analysis: Calculated for  $C_{18}H_{13}N_3O \cdot 2.25H_2O$ : %C, 65.6; %H, 6.0; %N, 12.7; Found: %C, 65.4; %H, 5.7; %N, 12.5.

Example 168

15 To a solution of 5.7 g (0.30 mole) of 3-hydroxy-4-nitroquinoline in 50 ml of N,N-dimethylformamide was added 9.3 g (0.60 mole) of phosphorus oxychloride. The solution was heated on a steam bath for 5 minutes, then poured with stirring into 200 ml of 40% aqueous methylamine. The mixture was heated on a steam bath for 20 fifteen minutes, then diluted with 200 ml of water. The solid was separated by filtration, then dissolved in dilute hydrochloric acid. The solution was filtered and the filtrate was basified with ammonium hydroxide. The solid precipitate was separated by filtration, washed with water 25 and dried to provide yellow solid 4-methylamino-3-nitroquinoline, m.p. 167-171°C.

Example 169

30 To a solution of 4.8 g (0.0311 mole) of phosphorus oxychloride in 20 ml of N,N-dimethylformamide was added, in small portions, 5.0 g (0.207 mole) of 1-isobutyl-1H-imidazo[4,5-c]quinoline-5-oxide. The solution was stirred for 15 minutes at 20°C, then heated on a steam bath for 15 minutes. The solution was cooled to 35 20°C, then poured into stirred ice. The solution was basified to pH 8 with concentrated ammonium hydroxide. The yellow solid precipitate was separated by filtration,

washed sequentially with water and diethyl ether, and dried to provide 4-chloro-1-isobutyl-1H-imidazo[4,5-c]quinoline hydrate, m.p. 103-107°C. Recrystallization twice from ethyl acetate with drying provided 4-chloro-1-isobutyl-1H-  
5 imidazo[4,5-c]quinoline, m.p. 135-137°C. Analysis:  
Calculated for  $C_{14}H_{14}ClN_3$ : %C, 64.7; %H, 5.4; %N, 16.2;  
Found: %C, 64.6; %H, 5.5; %N, 16.1.

Example 170

10 Using the method of Example 49, 3-amino-4-[2-(phenyl)ethylamino]quinoline (from Example 131, Part B) was reacted with triethyl orthoacetate and acetic acid to provide 2-methyl-1-[2-(phenyl)ethyl]-1H-imidazo[4,5-c]-  
15 quinoline.

Example 171

Using the method of Example 158, 4-chloro-1-isobutyl-1H-imidazo[4,5-c]quinoline (from Example 97) was reacted with sodium methoxide to provide 1-isobutyl-4-  
20 methoxy-1H-imidazo[4,5-c]quinoline, melting point 111-114°C after sequential recrystallizations from aqueous ethanol and diethyl ether. Analysis: Calculated for  $C_{15}H_{17}N_3O$ :  
%C, 70.6; %H, 6.7; %N, 16.5; Found: %C, 70.6; %H, 6.7; %N,  
25 16.5.

Example 172

Using the method of Example 134, 1-isobutyl-1H-imidazo[4,5-c]quinolin-5-oxide (from Example 74) was reacted with acetic anhydride to provide 4-hydroxy-1-  
30 isobutyl-1H-imidazo[4,5-c]quinoline, m.p. >300°C after recrystallization from N,N-dimethylformamide. Analysis:  
Calculated for  $C_{14}H_{15}N_3O$ : %C, 69.7; %H, 6.3; %N, 17.4;  
Found: %C, 69.8; %H, 6.4; %N, 17.6.

Example 173Part A

Using the method of Example 26,  
4-(4-chlorobenzylamino)-3-nitroquinoline (from Example 23)  
5 was reduced to provide 3-amino-4-(4-chlorobenzylamino)-  
quinoline.

Part B

The product from Part A was reacted with triethyl  
orthoacetate and acetic acid using the method of Example 49  
10 to provide 1-(4-chlorobenzyl)-2-methyl-1H-imidazo[4,5-c]-  
quinoline, m.p. 183-185°C.

Example 174

Using the general method exemplified in Example  
15 152, 4-chloro-1-methyl-1H-imidazo[4,5-c]quinoline (from  
Example 115) was reacted with *n*-butylamine to provide  
N-butyl-1-methyl-1H-imidazo[4,5-c]quinolin-4-amine, m.p.  
98-100°C.

Example 175. Preparation of a Compound of Formula II

A mixture of 4.0 g (0.0154 mole) of  
4-chloro-1-isobutyl-1H-imidazo[4,5-c]quinoline (from  
Example 97) and 25 cc of concentrated ammonium hydroxide  
was placed in a metal bomb and heated at 150°C for about 16  
25 hours. After cooling the solid was separated by  
filtration, washed with water and recrystallized from  
ethanol to provide white crystals of  
1-isobutyl-1H-imidazo[4,5-c]quinolin-4-amine, m.p.  
288-291°C. Recrystallization from *N,N*-dimethylformamide is  
30 preferred. Analysis: Calculated for C<sub>14</sub>H<sub>16</sub>N<sub>4</sub>: %C, 70.0;  
%H, 6.7; %N, 23.3; Found: %C, 69.3; %H, 6.6; %N, 23.2.

Example 176. Alternative Preparation of a Compound of  
Formula II

35 A mixture of 2.0 g (0.00863 mole) of  
4-chloro-1,2-dimethyl-1H-imidazo[4,5-c]quinoline (from  
Example 98) and 30 ml of 15% ammonia in methanol was heated

-54-

in a steel bomb for 18 hours at 155°C. The bomb was cooled, and the solid was separated by filtration, washed with ethanol and recrystallized from ethanol to provide white needles of 1,2-dimethyl-1H-imidazo[4,5-c]quinolin-4-amine, m.p. 288-290°C. Analysis: Calculated for  $C_{12}H_{12}N_4$ : %C, 67.9; %H, 5.7; %N, 26.4; Found: %C, 67.6; %H, 5.4; %N, 26.3.

Using the general method exemplified in Examples 175 and 176 compounds of the invention of Formula II shown in Table VII were prepared.

Table VII

Ex. No.	Intermediate Formula XI (Example No.)	Product of Formula II (m.p. in °C)
15 177	103	1,8-dimethyl-1H-imidazo[4,5-c]-quinolin-4-amine (305-309)
20 178	125, Part D	1-(2,3-dihydroxypropyl)-1H-imidazo[4,5-c]quinolin-4-amine (228-230)
25 179	104	1,2,8-trimethyl-1H-imidazo[4,5-c]quinolin-4-amine (>250)
30 180	106	1-isobutyl-8-methyl-1H-imidazo[4,5-c]quinolin-4-amine hydrate (206-208)
30 181	115	1-methyl-1H-imidazo[4,5-c]quinolin-4-amine (270-272)
35 182	109	1-phenyl-1H-imidazo[4,5-c]quinolin-4-amine (278-280)
35 183	110	1-(4-methoxyphenyl)-1H-imidazo[4,5-c]quinolin-4-amine (286-288)

	184	112	1-(4-methoxyphenyl)-2-methyl-1H-imidazo[4,5-c]quinolin-4-amine (263-265)
5	185	111	1-(4-fluorophenyl)-2-methyl-1H-imidazo[4,5-c]quinolin-4-amine (296-299)
10	186	113	1-(4-fluorophenyl)-1H-imidazo[4,5-c]quinolin-4-amine (290-293)
15	187	99	8-chloro-1,2-dimethyl-1H-imidazo[4,5-c]quinolin-4-amine (283-286)
20	188	108	7-chloro-1-isobutyl-1H-imidazo[4,5-c]quinolin-4-amine hydrate (211-214)
	189	117	1-isobutyl-2-methyl-1H-imidazo[4,5-c]quinolin-4-amine (200-202)
25	190	118	1,2-dimethyl-8-fluoro-1H-imidazo[4,5-c]quinolin-4-amine hydrate (262-264)

Example 191

30 A mixture of 1.3 g (0.0037 mole) of  
 1-(2-benzoyloxyethyl)-4-chloro-1H-imidazo[4,5-c]quinoline  
 (from Example 121) in 60 ml of methanol was saturated with  
 about 10g of ammonia gas. The mixture was heated at 150°C  
 in a steel bomb for ten hours. The mixture was evaporated,  
 35 and the residue was slurried in diethyl ether and filtered.  
 The solid obtained was slurried in methanolic hydrochloric  
 acid to provide off-white solid 1-(2-hydroxyethyl)-



1H-imidazo[4,5-c]quinolin-4-amine hydrochloride hydrate,  
m.p. >250°C. Analysis: Calculated for  $C_{12}H_{12}N_4O \cdot HCl \cdot 1.25H_2O$ :  
%C, 50.2; %H, 5.4; %N, 19.5; Found: %C, 50.2; %H, 5.2; %N,  
19.1.

5 Example 192

Using the method of Example 176, 1-benzyl-4-  
chloro-1H-imidazo[4,5-c]quinoline (from Example 100) was  
reacted with ammonia to provide white solid  
1-benzyl-1H-imidazo[4,5-c]quinolin-4-amine after  
10 recrystallization from N,N-dimethylformamide, m.p.  
257-259°C. Analysis: Calculated for  $C_{17}H_{14}N_4$ : %C, 74.4;  
%H, 5.1; %N, 20.4; Found: %C, 74.3; %H, 5.4; %N, 20.5.

Example 193

15 Using the method of Example 176, 4-chloro-1-cyclo-  
hexylmethyl-1H-imidazo[4,5-c]quinoline (from Example 101)  
was aminated to provide solid 1-cyclohexylmethyl-1H-imidazo-  
[4,5-c]quinolin-4-amine hydrate. Analysis: Calculated for  
 $C_{17}H_{20}N_4 \cdot H_2O$ : %C, 68.4; %H, 7.4; %N, 18.8; Found: %C, 68.2;  
20 %H, 7.4; %N, 18.5.

Example 194

Using the method of Example 176, 1-benzyl-4-  
chloro-2-methyl-1H-imidazo[4,5-c]quinoline (from Example  
25 116) was aminated to provide 1-benzyl-2-methyl-1H-imidazo-  
[4,5-c]quinolin-4-amine, m.p. 279-282°C after  
recrystallization from N,N-dimethylformamide. Analysis:  
Calculated for  $C_{14}H_{16}N_4$ : %C, 75.0; %H, 5.6; %N, 19.4;  
Found: %C, 74.5; %H, 5.5; %N, 19.5.

30

Example 195

A mixture of 4.0 g (0.016 mole) of 4-chloro-1-  
(2-hydroxyethyl)-1H-imidazo[4,5-c]quinoline (from Example  
122) and 30 ml of 10% ammonia in methanol was heated in a  
35 steel bomb for 12 hours at 150°C. The resulting solid was  
separated from the cooled mixture by filtration, and was

washed sequentially with water and methanol. The air-dried solid was recrystallized from N,N-dimethylformamide to provide white solid 1-(2-hydroxyethyl)-1H-imidazo[4,5-c]-quinolin-4-amine, m.p. 260-262°C. Analysis: Calculated for  $C_{12}H_{12}N_4O$ : %C, 63.1; %H, 5.3; %N, 24.5; Found: %C, 63.0; %H, 5.2; %N, 24.3.

Example 196 Alternative Preparation of a Compound of Formula II

A mixture of 6.0 g (0.023 mole) of 4-chloro-1-isobutyl-1H-imidazo[4,5-c]quinoline (from Example 97) and 30 ml of 20% ammonia in methanol was heated in a steel bomb for 18 hours at 150°C. The bomb was cooled, and the solid was separated by filtration, washed with methanol and recrystallized from N,N-dimethylformamide to provide 1-isobutyl-1H-imidazo[4,5-c]quinolin-4-amine, m.p. 292-294°C. Analysis: Calculated for  $C_{14}H_{16}N_4$ : %C, 70.0; %H, 6.7; %N, 23.3; Found: %C, 69.9; %H, 6.7; %N, 23.6.

Example 197

Step (1)

To a solution of 22.5 g (0.0823 mole) of 4-(n-hexyl)amino-3-nitroquinoline in 300 ml of toluene was added about 1.0 g of 5% platinum on charcoal and the mixture was hydrogenated on a Paar apparatus for 1.5 hours. Filtration followed by evaporation in vacuo provided a residue of 3-amino-4-(n-hexyl)aminoquinoline as an orange solid. Thin layer chromatographic analysis of the product on silica gel, eluting with methanol, showed one spot at  $R_f=0.73$  and a trace at  $R_f=0.35$ .

Step (2)

The crude reaction product obtained by the method of Step (1) above from 22.5 g of 4-(n-hexyl)amino-3-nitroquinoline was mixed with 17.1 (0.1152 mole) of triethyl orthoformate and the mixture was heated at 130°C. for 2.5 hours. Evaporation provided a residue which was analyzed by thin layer chromatography on a silica gel plate, eluting

with methanol. One spot was detected at  $R_f=0.8$ . A small sample of the residue was recrystallized once from diethyl ether to provide solid 1-(n-hexyl)-1H-imidazo[4,5-c]quinoline, m.p. 75-77°C. Analysis: Calculated for  $C_{16}H_{19}N_3$ : %C, 75.85; %H, 7.55; %N, 16.6; Found: %C, 75.7; %H, 7.7; %N, 16.7

Step (3)

The crude reaction product from Step (2) above was diluted with 125 ml of glacial acetic acid and 14.0 g (0.1235 mole) of 30% hydrogen peroxide, and the mixture was heated at a bath temperature of 70°C for 22 hours. The glacial acetic acid was removed by adding heptane and by then effecting an azeotropic distillation. The residue was diluted and neutralized with saturated sodium bicarbonate solution. The solid obtained was separated by filtration, washed with water, slurried in diethyl ether, separated by filtration and dried. Recrystallization from ethyl acetate provided 11.8 g of solid 1-(n-hexyl)-1H-imidazo[4,5-c]-quinolin-5-oxide, m.p. 153-158°C.

Step (4)

To a mixture of 6.1 ml (0.0657 mole) of phosphorus oxychloride and 80 ml of N,N-dimethylformamide was added gradually, with cooling to 10-20°C, 11.8 g (0.0438 mole) of 1-(n-hexyl)-1H-imidazo[1,5-c]quinolin-5-oxide. The solution was allowed to stand at 20°C for 15 minutes, and was then heated on a steam bath for 30 minutes. The solution was cooled and poured over ice with stirring. To the mixture was added concentrated ammonium hydroxide to adjust the pH to 8 to 9. The solid was separated by filtration, washed sequentially with water and diethyl ether, and dried. Recrystallization of a small portion of product from 1:1 ethyl acetate:hexane provided white solid 4-chloro-1-(n-hexyl)-1H-imidazo[4,5-c]quinoline, m.p. 106-108°C. Analysis: Calculated for  $C_{16}H_{18}ClN_3$ : %C 66.8; %H, 6.3; %N, 14.6; Found %C, 66.8; %H, 6.1; %N, 14.4.

Step (5)

A mixture of 8.9 g (0.0308 mole) of 4-chloro-1-(n-hexyl)-1H-imidazo[4,5-c]quinoline and 75 ml of 20% ammonia in methanol was placed in a metal bomb and heated at 150°C for about 8 hours. After cooling, the solid was separated by filtration, washed with methanol and recrystallized from ethanol. The product was white solid 1-(n-hexyl)-1H-imidazo[4,5-c]quinolin-4-amine, m.p. 189-191°C. Analysis: Calculated for  $C_{16}H_{20}N_4$ : %C, 71.6; %H, 7.5; %N, 20.9; Found: %C, 71.4; %H, 7.4; %N, 21.0.

Using the method of Example 1 and/or 2, and starting with the indicated substituted quinolines and primary amines, the following compounds of Formula V were prepared (Table VIII)

TABLE VIII

Ex. No.	Quinoline Starting Material of Formula IV	Primary Amine Starting Material	Intermediate of Formula V (m.p. in. °C)
198	4-chloro-3-nitroquinoline	4-chlorobenzylamine	4-(4-chlorobenzylamino)-3-nitroquinoline (175-177)
199	4-chloro-3-nitroquinoline	n-octylamine	4-(n-octylamino)-3-nitroquinoline (50-52)
200	4-chloro-3-nitroquinoline	1-(phenyl)ethylamine	4-[1-(phenyl)ethylamino]-3-nitroquinoline (138-141)
201	4-chloro-3-nitroquinoline	1,3-dimethylbutylamine	4-(1,3-dimethylbutylamino)-3-nitroquinoline (66-68)
202	4-chloro-6,7-dimethoxy-3-nitroquinoline	isobutylamine	6,7-dimethoxy-4-isobutylamino-3-nitroquinoline

Example 203

Using the method of Example 197, Step (1),  
6,7-dimethoxy-4-isobutylamino-3-nitroquinoline was reduced  
to 3-amino-6,7-dimethoxy-4-isobutylaminoquinoline, m.p.  
5 159-161°C.

Using the method of Example 197, Step (1),  
various intermediates of Formula V were reduced to provide  
3-aminoquinolines of Formula VI. These intermediates of  
Formula VI (usually crude) were cyclized using the method  
10 of Example 197, Step (2), to provide the intermediates of  
Formula VII shown in Table IX.

TABLE IX

Ex. No.	Intermediate of Formula V (Example)	Intermediate of Formula VI	Ortho Ester	Intermediate of Formula VII (m.p. in °C)
204	198	3-amino-4-(4'-chlorobenzyl-amino)quinoline	triethyl orthoacetate	1-(4-chlorobenzyl)-2-methyl-1H-imidazo[4,5-c]quinoline (178-180)
205	197, Step (2)	3-amino-4-(n-hexylamino)-quinoline	triethyl orthoacetate	1-(n-hexyl)-2-methyl-1H-imidazo[4,5-c]quinoline (88-90)
206	2	3-amino-4-(methylamino)-quinoline	triethyl orthoisobutyrate	2-isobutyl-1-methyl-1H-imidazo[4,5-c]-quinoline (125-127)
207	199	3-amino-4-(n-octylamino)-quinoline	triethyl orthoformate	1-(n-octyl)-1H-imidazo[4,5-c]quinoline (not taken)
208	1	3-amino-4-(isobutylamino)-quinoline	triethyl orthoisobutyrate	1,2-diisobutyl-1H-imidazo[4,5-c]-quinoline (93-95)
209	131, Part B	3-amino-4-[2-(phenyl)ethyl-amino]quinoline	triethyl orthoisobutyrate	2-isobutyl-1-[2-(phenyl)ethyl]-1H-imidazo[4,5-c]quinoline (92-94)
210	200	3-amino-4-[1-(phenyl)ethyl-amino]quinoline	triethyl orthoformate	1-[1-(phenyl)ethyl]-1H-imidazo[4,5-c]-quinoline (172-174)
211	201	3-amino-4-(1,3-dimethylbutylamino)quinoline	triethyl orthoformate	1-(1,3-dimethylbutyl)-1H-imidazo[4,5-c]quinoline (83-85)
212	203	3-amino-6,7-dimethoxy-4-(isobutylamino)quinoline	triethyl orthoformate (a few drops of formic acid)	7,8-dimethoxy-1-isobutyl-1H-imidazo[4,5-c]quinoline (163-165)

0145340

-63-

Using the method of Example 197, step (3),  
intermediate compounds of Formula VIII shown in Table X  
were prepared.



TABLE X

Ex. No.	Intermediate of Formula VII (Example No.)	Intermediate of Formula VIII (m.p. in °C)
5	213	1-(4-chlorobenzyl)-2-methyl-1H-imidazo[4,5-c]quinolin-5-oxide (251-253)
	214	1-(n-butyl)-1H-imidazo[4,5-c]quinolin-5-oxide (161-163)
	215	1-(n-hexyl)-2-methyl-1H-imidazo[4,5-c]quinolin-5-oxide (138-148 crude)
	216	2-isobutyl-1-methyl-1H-imidazo[4,5-c]quinolin-5-oxide (202-204)
	217	1-(n-octyl)-1H-imidazo[4,5-c]quinolin-5-oxide (86-90)
10	218	1,2-diisobutyl-1H-imidazo[4,5-c]quinolin-5-oxide (153-156)
	219	2-isobutyl-1-[2-(phenyl)ethyl]-1H-imidazo[4,5-c]quinolin-5-oxide (158-160)
	220	1-[1-(phenyl)ethyl]-1H-imidazo[4,5-c]quinolin-5-oxide (not taken), yellow solid, satisfactory elemental analysis
	221	1-(1,3-dimethylbutyl)-1H-imidazo[4,5-c]quinolin-5-oxide (not taken), light orange solid
15	212	7,8-dimethoxy-1-isobutyl-1H-imidazo[4,5-c]quinolin-5-oxide (not taken)

0145340

-65-

Using the method of Example 197, Step (4),  
intermediate compounds of Formula IX shown in Table XI were  
prepared.

TABLE XI

Ex. No.	Intermediate of Formula IX (m.p. in °C)	Intermediate of Formula VIII (Example No.)
5	4-chloro-2-methyl-1-[2-(phenylethyl)-1H-imidazo[4,5-c]quinoline (138-140)	91
	1-(4-chlorobenzyl)-4-chloro-2-methyl-1H-imidazo[4,5-c]quinoline (240-242)	213
	1-(n-butyl)-4-chloro-1H-imidazo[4,5-c]quinoline (122-124)	214
	4-chloro-1-(n-hexyl)-2-methyl-1H-imidazo[4,5-c]quinoline (119-121)	215
	4-chloro-2-isobutyl-1-methyl-1H-imidazo[4,5-c]quinoline (158-160)	216
10	4-chloro-1-(n-octyl)-1H-imidazo[4,5-c]quinoline (86-90)	217
	4-chloro-1,2-diisobutyl-1H-imidazo[4,5-c]quinoline (137-139)	218
	4-chloro-2-isobutyl-1-[2-(phenylethyl)-1H-imidazo[4,5-c]quinoline (151-153)	219
	4-chloro-1-[1-(phenylethyl)-1H-imidazo[4,5-c]quinoline (not taken), white solid, satisfactory elemental analysis	220
15	4-chloro-1-(1,3-dimethylbutyl)-1H-imidazo[4,5-c]quinoline (111-114)	211
	4-chloro-7,8-dimethoxy-1-isobutyl-1H-imidazo[4,5-c]quinoline (185-188)	212

0145340

-67-

Using the general method exemplified in Example 197, Step (5), compounds of the invention of Formula II shown in Table XII were prepared.

Table XII

Ex. No.	Intermediate of Formula IX (Example No.)	Product of Formula II (m.p. in °C)
5	234	1-ethyl-2-methyl-1H-imidazo[4,5-c]quinolin-4-amine (274-276)
	235	2-methyl-1-[2-(phenyl)ethyl]-1H-imidazo[4,5-c]quinolin-4-amine (188-190)
	236	1-(4-chlorobenzyl)-2-methyl-1H-imidazo[4,5-c]quinolin-4-amine (>300)
	237	1-(n-butyl)-1H-imidazo[4,5-c]quinolin-4-amine (274-276)
	238	1-[2-(phenyl)ethyl]-1H-imidazo[4,5-c]quinolin-4-amine (199-201)
10	239	1-(n-hexyl)-2-methyl-1H-imidazo[4,5-c]quinolin-4-amine (189-191)
	240	2-isobutyl-1-methyl-1H-imidazo[4,5-c]quinolin-4-amine (222-224)
	241	1-(n-octyl)-1H-imidazo[4,5-c]quinolin-4-amine (127-129)
	242	1,2-diisobutyl-1H-imidazo[4,5-c]quinolin-4-amine (191-193)
	243	2-isobutyl-1-[2-(phenyl)ethyl]-1H-imidazo[4,5-c]quinolin-4-amine hydrate (232-235)
	244	1-[1-(phenyl)ethyl]-1H-imidazo[4,5-c]quinolin-4-amine (217-221)
	245	1-(1,3-dimethylbutyl)-1H-imidazo[4,5-c]quinolin-4-amine (158-161)

Example 246

To a solution of 3.5 g (0.0116 mole) of 2-methyl-1-[2-(phenyl)ethyl]-1H-imidazo[4,5-c]quinolin-4-amine in 30 ml of ethanol was added 1.2 g (0.0127 mole) of methanesulfonic acid. The mixture was heated on a steam bath for 30 minutes, the ethanol was removed by evaporation in vacuo and the residue was recrystallized from ethanol. The product was white solid 2-methyl-1-[2-(phenyl)ethyl]-1H-imidazo[4,5-c]quinolin-4-amine methanesulfonate, m.p. 287-289°C. Analysis: Calculated for  $C_{19}H_{18}N_4 \cdot CH_3SO_3H$ : %C, 60.3; %H, 5.6; %N, 14.1; Found: %C, 60.1; %H, 5.3; %N, 14.0.

Additional salts of the invention prepared by reaction of the amine with acids in ethanol as described above were:

1-isobutyl-1H-imidazo[4,5-c]quinolin-4-amine hydrochloride, m.p. >300°C.

1-isobutyl-1H-imidazo[4,5-c]quinolin-4-amine nitrate salt, m.p. 260-262°C (dec.)

1-isobutyl-1H-imidazo[4,5-c]quinolin-4-amine methanesulfonate hydrate, m.p. 203-205°C.

1-n-hexyl-1H-imidazo[4,5-c]quinolin-4-amine hydrochloride, m.p. 288-291°C.

1,2-diisobutyl-1H-imidazo[4,5-c]quinoline-4-amine hydrochloride hydrate.

Example 247

To 70 ml of acetic anhydride was added 13.0 g (0.0539 mole) of 1-isobutyl-1H-imidazo[4,5-c]quinolin-5-oxide. The solution was heated on a steam bath for 10 minutes, then allowed to cool. The precipitate was separated by filtration, washed with ethanol, and dried. Recrystallization from N,N-dimethylformamide provided 4-hydroxy-1-isobutyl-1H-imidazo[4,5-c]quinoline, m.p. >300°C. Analysis: Calculated for  $C_{14}H_{15}N_3O$ : %C, 69.7; %H, 6.3; %N, 17.4; Found: %C, 69.8; %H, 6.4; %N, 17.6.

Example 248

To a mixture of 0.5 g (0.0021 mole) of 1-isobutyl-1H-imidazo[4,5-c]quinolin-4-amine and 25 ml of 4N-hydrochloric acid was added 2.2 g (0.0315 mole) of sodium nitrite. The mixture was heated on a steam bath for 0.5 hour, and was then allowed to cool. Concentrated ammonium hydroxide was added to adjust the pH of the solution to 8 to 9. The precipitate was separated by filtration, washed with water and dried. Recrystallization from N,N-dimethylformamide provide white solid 1-isobutyl-1H-imidazo[4,5-c]quinolin-4-ol, m.p. >300°C. The identity of the product as that of Example 247 was confirmed by infrared spectral analysis and thin layer chromatography on silica gel, eluting with methanol. Elemental analysis of the product was excellent for the assigned structure.

Example 249Step (A)

To 50.0 g (0.269 mole) of 4-hydroxy-3-nitroquinoline in 300 ml of N,N-dimethylformamide in a 500 ml erlenmeyer flask was added, gradually, 44.3 g (0.2892 mole) of phosphorus oxychloride. The resulting mixture was heated on a steam bath for about 15 minutes, and was then poured onto ice with stirring. After neutralization with saturated sodium bicarbonate solution, the resulting light-colored solid was separated by filtration and washed sequentially with a saturated sodium bicarbonate solution and water. The solid was dissolved in methylene chloride and the solution obtained was dried over sodium chloride, filtered and transferred to a 2 l erlenmeyer flask. Triethylamine (159.6 g, 1.577 moles) was added at one time, followed by the slow addition of 21.2 g (0.2892 mole) of isobutylamine. After the isobutylamine had been added, the mixture was heated on a steam bath for about 30 minutes. The methylene chloride was removed by rotary evaporation. Water was added to the residue obtained, and concentrated

hydrochloric acid was subsequently added to dissolve the residue. The solution was filtered, and the filtrate was brought to pH 8-9 with concentrated ammonium hydroxide. The resulting yellow solid was filtered, washed with water, and dried to provide 73.4 g of crude 4-isobutylamino-3-nitroquinoline, m.p. 114-118°C. The product was further purified by recrystallization from ethanol.

Step (B)

4-isobutylamino-3-nitroquinoline (31.5 g, 0.1284 moles) from Step (A) above, was dissolved in 300 ml of toluene, and 1 g of 5% platinum on carbon was added thereto. The resulting mixture was hydrogenated on a Parr apparatus for one and one-half hours. The mixture was then heated and filtered. Toluene was removed from the filtrate by rotary evaporation to provide 27.8 g of crude 3-amino-4-(isobutylamino)quinoline. Recrystallization twice from ethyl acetate/hexane provided 18.8 g of purified product, m.p. 98-100°C. Analysis: Calculated for  $C_{13}H_{17}N_3$ : %C, 72.5; %H, 8.0; %N, 19.5; Found: %C, 73.2; %H, 7.8; %N, 19.7.

Step (C)

To 10.0 g (0.0464 mole) of 3-amino-4-(isobutylamino)quinoline (from Step (B) above) was added 9.0 g (0.0604 mole) of triethyl orthoformate, and the mixture was heated at 125-130°C for three hours. The mixture was then allowed to cool to room temperature, and 30 ml of glacial acetic acid and 7.9 g (0.0696 mole) of 30% hydrogen peroxide solution were added thereto. The resulting mixture was heated at 68-70°C in an oil bath for about 24 hours. The glacial acetic acid was removed by azeotropic distillation using heptane as the co-solvent. Saturated sodium bicarbonate solution was added to the residue to bring it to neutrality. The beige solid which precipitated was filtered, washed with water, and dried to provide 10.0 g of crude product 1-isobutyl-1H-imidazo-



[4,5-c]quinolin-5-oxide. This solid was slurried in a small amount of cold acetone, and was then separated by filtration, washed and dried to provide 6.2 g of purified product having a m.p. of 205-209°C.

5     Step (D)

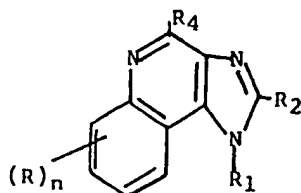
To 40 ml of cold N,N-dimethylformamide (10-20°C) was added slowly 5.9 g (0.0385 mole) of phosphorus oxychloride with swirling, the temperature of the mixture being maintained at 10-20°C. 1-isobutyl-1H-imidazo[4,5-c]-  
10     quinolin-5-oxide (6.2 g; 0.0257 mole) from Step (C) above was added gradually with swirling and cooling. After addition was complete, the solution was allowed to stand at room temperature for about 30 minutes with occasional swirling. The solution was then heated on a steam bath for  
15     thirty minutes. After allowing it to cool, the solution was poured onto ice with stirring, and the resulting mixture was brought to pH 8-9 with concentrated ammonium hydroxide. The resulting off-white solid was filtered, washed with water, rinsed with ether, and dried to provide  
20     6.0 g of crude 4-chloro-1-isobutyl-1H-imidazo[4,5-c]quinoline having a m.p. of 135-138°C.

Step (E)

A mixture of 6.0 g (0.0231 mole) of 4-chloro-1-isobutyl-1H-imidazo[4,5-c]quinoline from Step (D) above and  
25     30 ml of 20% ammonia in methanol was heated in a steel bomb for about 8 hours at about 145°C. The bomb was allowed to stand overnight at room temperature. The bomb was then cooled in an ice bath, and the solid therein was filtered,  
30     washed with methanol, and dried. Recrystallization from N,N-dimethylformamide provided 4.1 g of 1-isobutyl-1H-imidazo[4,5-c]quinolin-4-amine, m.p. 288-291°C.

## CLAIMS :

1. A compound of the formula



10

wherein R<sub>1</sub> is selected from the group consisting of hydrogen, alkyl of one to about ten carbon atoms, hydroxyalkyl of one to about six carbon atoms, benzyl, (phenyl)ethyl and phenyl, said benzyl, (phenyl)ethyl or phenyl substituent being optionally substituted on the

15

benzene ring by one or two moieties independently selected from the group consisting of alkyl of one to about four carbon atoms, alkyl alkanooate wherein the alkyl moiety contains one to about four carbon atoms and the alkanooate moiety contains two to about four carbon atoms, alkoxy of

20

one to about four carbon atoms and halogen, with the proviso that if said benzene ring is substituted by two of said moieties, then said moieties together contain no more than 6 carbon atoms; R<sub>2</sub> is selected from the group

25

consisting of hydrogen, trifluoromethyl, hydroxyalkyl of one to about six carbon atoms, aminoalkyl of one to about four carbon atoms, alkanamidoalkyl wherein each alkyl radical is one to about four carbon atoms, benzylthio, mercapto, alkylthio of one to about four carbon atoms, and alkyl of one to about eight carbon atoms; R<sub>4</sub> is selected

30

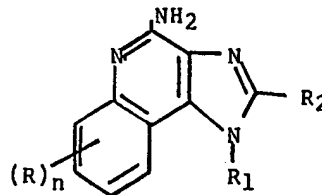
from the group consisting of hydrogen, alkoxy of one to about four carbon atoms, hydroxy, alkylamino of one to about four carbon atoms, dialkylamino wherein each alkyl radical contains one to about four carbon atoms, alkyl of one to about four carbon atoms, phenylthio, alkylthio of

35

one to about four carbon atoms, and morpholino, with the proviso that when R<sub>2</sub> is mercapto, alkylthio or benzylthio,

$R_4$  is hydrogen or alkyl; and each R is independently selected from the group consisting of alkoxy of one to four carbon atoms, alkyl of one to four carbon atoms, and halogen, and n is an integer from 0 to 2, with the proviso that if n is 2, then said R substituents together contain no more than 6 carbon atoms; or a pharmaceutically acceptable acid addition salt thereof.

2. A compound of the formula

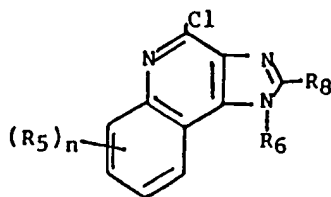


15 wherein  $R_1$  is selected from the group consisting of alkyl of one to about ten carbon atoms, hydroxyalkyl of one to about six carbon atoms, acyloxyalkyl wherein the acyloxy moiety is alkanoyloxy of two to about four carbon atoms or benzoyloxy, and the alkyl moiety contains one to about six  
 20 carbon atoms, benzyl, (phenyl)ethyl and phenyl, said benzyl, (phenyl)ethyl or phenyl substituent being optionally substituted on the benzene ring by one or two moieties independently selected from the group consisting of alkyl of one to about four carbon atoms, alkoxy of one  
 25 to about four carbon atoms, and halogen, with the proviso that if said benzene ring is substituted by two of said moieties, then said moieties together contain no more than 6 carbon atoms;  $R_2$  is selected from the group consisting of hydrogen and alkyl of one to about eight carbon atoms; and  
 30 each R is independently selected from the group consisting of alkoxy of one to about four carbon atoms, halogen and alkyl of one to about four carbon atoms, and n is an integer from 0 to 2, with the proviso that if n is 2, then said R groups together contain no more than 6 carbon atoms;

or a pharmaceutically acceptable acid addition salt thereof.

3. A compound according to claim 2 wherein R<sub>2</sub> is hydrogen.
4. A compound according to claim 3 wherein R is hydrogen.
5. A compound according to claim 2, wherein R<sub>1</sub> is alkyl, benzyl, (phenyl)ethyl, cyclohexylmethyl or hydroxyalkyl.
6. The compound 1-isobutyl-1H-imidazo[4,5-c]-quinolin-4-amine according to claim 2.
7. The compound 1-n-hexyl-1H-imidazo[4,5-c]-quinolin-4-amine according to claim 2.
8. The compound 1-n-hexyl-2-methyl-1H-imidazo[4,5-c]quinolin-4-amine according to claim 2.
9. An antiviral pharmaceutical composition comprising an effective amount of a compound according to Claim 2 and a pharmaceutically acceptable carrier.
10. A compound according to Claim 1 for use in a method of treatment of the human or animal body.

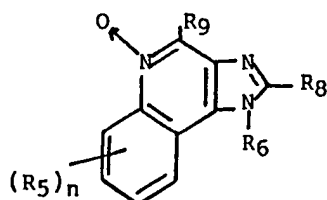
11. A compound of the formula



wherein  $R_6$  is selected from the group consisting of  
 hydrogen, alkyl of one to about ten carbon atoms,  
 hydroxyalkyl of one to about six carbon atoms, acyloxyalkyl  
 wherein the acyloxy moiety is alkanoyloxy of two to about  
 5 four carbon atoms or benzyloxy, and the alkyl moiety  
 contains one to about six carbon atoms, benzyl,  
 (phenyl)ethyl and phenyl, said benzyl, (phenyl)ethyl, or  
 phenyl substituent being optionally substituted on the  
 benzene ring by one or two moieties independently selected  
 10 from the group consisting of alkyl of one to about four  
 carbon atoms, alkylalkanoate wherein the alkyl moiety  
 contains one to about four carbon atoms and the alkanoate  
 moiety contains two to about four carbon atoms, alkoxy of  
 one to about four carbon atoms, and halogen, with the  
 15 proviso that if said benzene ring is substituted by two of  
 said moieties, then said moieties together contain no more  
 than 6 carbon atoms;  $R_8$  is selected from the group  
 consisting of trifluoromethyl, hydroxyalkyl of one to about  
 six carbon atoms, aminoalkyl of one to about four carbon  
 20 atoms, alkanamidoalkyl wherein each alkyl radical is one to  
 about four carbon atoms, hydrogen and alkyl of one to about  
 eight carbon atoms; and each  $R_5$  is independently selected  
 from the group consisting of halogen, alkoxy of one to  
 about four carbon atoms and alkyl of one to about four  
 25 carbon atoms, and  $n$  is an integer from 0 to 2, with the  
 proviso that if  $n$  is 2, then said  $R_5$  substituents together  
 contain no more than 6 carbon atoms.

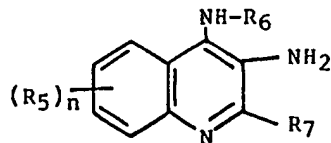
12. A compound of the formula

30



wherein  $R_6$  is selected from the group consisting of alkyl  
 of one to about ten carbon atoms, hydroxyalkyl of one to  
 about six carbon atoms, acyloxyalkyl wherein the acyloxy  
 moiety is alkanoyloxy of two to about four carbon atoms or  
 5 benzoyloxy, and the alkyl moiety contains one to about six  
 carbon atoms, benzyl, (phenyl)ethyl and phenyl, said  
 benzyl, (phenyl)ethyl or phenyl substituent being  
 optionally substituted on the benzene ring by one or two  
 moieties independently selected from the group consisting  
 10 of alkyl of one to about four carbon atoms, alkyl alkanoate  
 wherein the alkyl moiety contains one to about four carbon  
 atoms and the alkanoate moiety contains two to about four  
 carbon atoms, alkoxy of one to about four carbon atoms and  
 halogen, with the proviso that if said benzene ring is  
 15 substituted by two of said moieties, then said moieties  
 together contain no more than 6 carbon atoms;  $R_8$  is  
 selected from the group consisting of hydrogen,  
 trifluoromethyl, hydroxyalkyl of one to about six carbon  
 atoms, aminoalkyl of one to about four carbon atoms, alkyl  
 20 of one to about eight carbon atoms and alkanamidoalkyl  
 wherein each alkyl radical is one to about four carbon  
 atoms;  $R_9$  is hydrogen or methyl; and each  $R_5$  is  
 independently selected from the group consisting of  
 halogen, alkoxy of one to about four carbon atoms and alkyl  
 25 of one to about four carbon atoms, and  $n$  is an integer from  
 0 to 2, with the proviso that if  $n$  is 2, then said  $R_5$   
 substituents together contain no more than 6 carbon atoms.

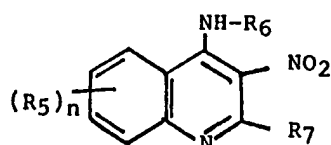
30 13. A compound of the formula



35 wherein each  $R_5$  is independently selected from the group  
 consisting of alkyl of one to about four carbon atoms,  
 alkoxy of one to about four carbon atoms and halogen, and  $n$

is an integer from 0 to 2, with the proviso that if n is 2, then said R<sub>5</sub> substituents together contain no more than 6 carbon atoms; R<sub>6</sub> is selected from the group consisting of hydroxyalkyl of one to about six carbon atoms and cyclohexylmethyl; and R<sub>7</sub> is selected from the group consisting of alkyl of one to about four carbon atoms and hydrogen.

14. A compound of the formula



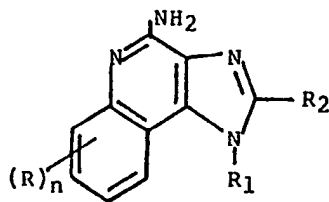
15

wherein each R<sub>5</sub> is independently selected from the group consisting of alkyl of one to about four carbon atoms, alkoxy of one to about four carbon atoms and halogen, and n is an integer from 0 to 2, with the proviso that if n is 2, then said R<sub>5</sub> substituents together contain no more than 6 carbon atoms; R<sub>6</sub> is selected from the group consisting of hydroxyalkyl of one to about six carbon atoms and cyclohexylmethyl; and R<sub>7</sub> is selected from the group consisting of alkyl of one to about four carbon atoms and hydrogen.

20

25

15. A process for preparing a 1H-imidazo[4,5-c]quinolin-4-amine of the formula

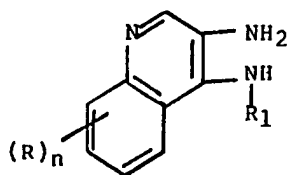


35

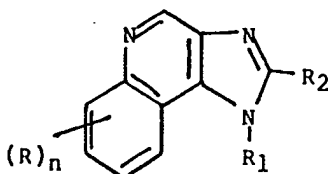
wherein R<sub>1</sub> is selected from the group consisting of alkyl of one to about ten carbon atoms, hydroxyalkyl of one to about six carbon atoms, acyloxyalkyl wherein the acyloxy moiety is alkanoyloxy of two to about four carbon atoms or

benzoyloxy, and the alkyl moiety contains one to about six carbon atoms, benzyl, (phenyl)ethyl and phenyl, said benzyl, (phenyl)ethyl or phenyl substituent being optionally substituted on the benzene ring by one or two moieties independently selected from the group consisting of alkyl of one to about four carbon atoms, alkoxy of one to about four carbon atoms, and halogen, with the proviso that if said benzene ring is substituted by two of said moieties, then said moieties together contain no more than 6 carbon atoms; R<sub>2</sub> is selected from the group consisting of hydrogen and alkyl of one to about eight carbon atoms; and each R is independently selected from the group consisting of alkoxy of one to about four carbon atoms, halogen and alkyl of one to about four carbon atoms, and n is an integer from 0 to 2, with the proviso that if n is 2, then said R groups together contain no more than 6 carbon atoms; or a pharmaceutically acceptable acid addition salt thereof, comprising the steps of

- A) condensing and cyclizing a 3-aminoquinoline of the formula



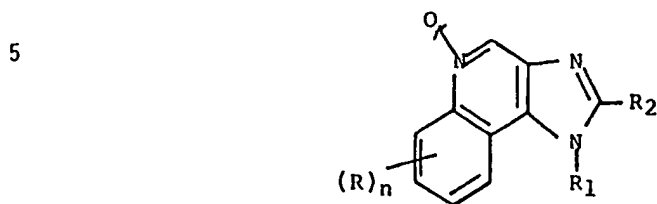
wherein R, R<sub>1</sub> and n are as defined above, in the presence of a reactant which provides the moiety C-R<sub>2</sub> which is part of the imidazo ring, R<sub>2</sub> being defined as above, to provide an intermediate of the formula



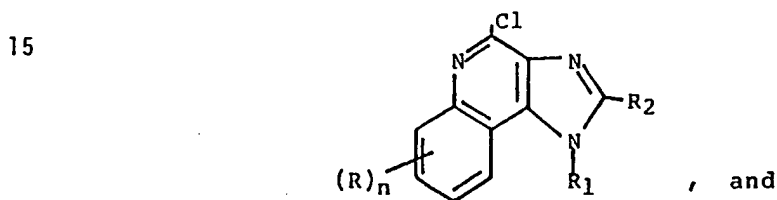


-8-

- B) oxidizing the intermediate provided in Step A) to provide an intermediate of the formula



- 10 C) chlorinating the intermediate provided in Step B) to provide an intermediate of the formula



- 20 D) aminating the intermediate provided in Step C) to provide said 1H-imidazo[4,5-c]quinolin-4-amine which may optionally be converted to said pharmaceutically acceptable acid addition salt.
- 25

16. A compound according to Claim 2 for use in a method of treatment of the human or animal body for Type I or Type II Herpes simplex virus.